

# #NET GENERATION #SMART BANKING

45<sup>th</sup> Annual Report  
2015-2016

App showcase



BEGINNING OF REVOLUTIONARY BANKING



24 X 7 ACCESS | ALERTS | MINI STATEMENTS

PAYING BILLS, RECHARGE,  
TICKETS, E-COMMERCE  
**WAS NEVER SO EASY  
BEFORE THIS!**



## टीजेएस्बी सहकारी बँक लि.

(मल्टि-स्टेट शेड्युल्ड बँक)

(रजि.क्र.:एम्एस्सीएस्/सीआर/२८७/२००८ दि.२३.१०.२००८)

### सभासदांस वार्षिक सर्वसाधारण सभेची सूचना

बँकेची ४५ वी वार्षिक सर्वसाधारण सभा, रविवार दिनांक ५ जून, २०१६ रोजी, सकाळी १० वाजता टीप टॉप प्लाझा, लालबहादूर शास्त्री मार्ग, वागळे इस्टेट, ठाणे - ४०० ६०४ येथे पुढील कामकाजाचा विचार करण्यासाठी भरणार आहे. तरी सभासदांनी वेळेवर उपस्थित रहावे, ही विनंती.

### सभेपुढील विषय

- दि. ३१ मे, २०१५ रोजी झालेल्या मागील सभेचे इतिवृत्त वाचून कायम करणे.
- संचालक मंडळाने सादर केलेला दि. ३१ मार्च, २०१६ अखेरच्या वर्षाचा अहवाल, ताळेबंद व नफा तोटा पत्रक मंजूर करून नफा वाटणी करणे आणि वैधानिक लेखापरीक्षकांच्या अहवालाची नोंद घेणे.
- सन २०१६-२०१७ या आर्थिक वर्षासाठी वैधानिक लेखापरीक्षकांची नेमणूक करणे व त्यांचे सेवाशुल्क ठरविण्याचा अधिकार संचालक मंडळास देणे. संचालक मंडळ मे. गोखले आणि साठे चार्टर्ड अकाउन्टंट्स, ३०८ / ३०९, उद्योग मंदिर नं. १, ७ - सी, भागोजी कीर मार्ग, माहीम, मुंबई - ४०००१६ यांच्या नेमणुकीची शिफारस करीत आहे.
- धर्मादाय/सार्वजनिक संस्थांना अंशदान निधीतून देणगी देणेबाबत प्रस्तावास मान्यता देणे.
- पोट नियम दुरुस्तीस मान्यता देणे.
- मा. अध्यक्षीय संमतीने येणारे आयत्या वेळेचे विषय.

### नोंदणीकृत कार्यालय

टीजेएस्बी सहकारी बँक लि.

टीजेएस्बी हाऊस, प्लॉट नं. बी-५, रोड नं. २,

वागळे इस्टेट, ठाणे (प) - ४००६०४

दिनांक: २०/०५/२०१६

संचालक मंडळाच्या आदेशावरून

sd/-

सु. प्र. साठे

व्यवस्थापकीय संचालक व  
मुख्य कार्यकारी अधिकारी

**सूचना :** सभेसाठी निश्चित केलेल्या वेळेपासून अर्ध्या तासाच्या आत जर गणसंख्या पूर्ण झाली नाही तर सभा स्थगित केली जाईल व ती स्थगित सभा त्याच दिवशी, त्याच ठिकाणी सकाळी १० वाजून ४० मिनिटांनी घेतली जाईल (उपविधी क्रमांक २२ (ii) नुसार). या स्थगित सभेस गणपूर्तीची वेगळ्या नोटिशीची आवश्यकता राहणार नाही.

### सभासदांस महत्वाच्या सूचना :

- सभासदांना वार्षिक सर्वसाधारण सभेपुढे काही प्रश्न/सूचना मांडावयाच्या असतील तर त्यांनी त्या २७ मे, २०१६ पर्यंत कामकाजाच्या वेळेत, नोंदणीकृत कार्यालयात लेखी स्वरूपात द्याव्यात.
- बँकेच्या पोटनियम क्र. ४२ (iii) अन्वये ज्या सभासदांनी ३१ मार्च, २०१३ वर्षासाठीचा लाभांश स्वीकारला नसेल त्यांनी दि. २० जुलै, २०१६ पूर्वी न नेल्यास त्यांच्या लाभांशांची रक्कम राखीव निधीमध्ये जमा करण्यात येईल. ज्या सभासदांना लाभांश पत्रके मिळाली नसतील त्यांनी ती बँकेच्या नोंदणीकृत कार्यालयातील शेअर्स विभागातून घेऊन जावीत.
- सभासदांनी नांव, पत्ता अथवा वारसदार बदलला असल्यास त्यांची बँकेच्या नोंदणीकृत कार्यालयातील शेअर्स विभागात नोंद करून घ्यावी.
- सभासदांनी आपल्या वार्षिक अहवालाची प्रत बँकेच्या नजीकच्या शाखेतून/कार्यालयातून घेऊन जावी. वार्षिक अहवाल बँकेचे संकेतस्थळ [www.tjsb.co.in](http://www.tjsb.co.in) वर उपलब्ध आहे.
- सभासदांनी वार्षिक सर्वसाधारण सभेसाठी येताना सूचना पत्रासोबत जोडलेली उपस्थिती प्रमाणपत्राची प्रत आणि सभासदत्वाचे ओळखपत्र अथवा फोटोसहित ओळखपत्र आणणे अत्यावश्यक आहे.

### संचालक मंडळ

१. श्री. सी. नंदगोपाल मेनन	बी.ए., बी.जी.एल्.	अध्यक्ष
२. श्री. प्र. द. ठाकूर	बी.कॉम्., एल्.एल्.बी.	उपाध्यक्ष
३. श्री. वि. अ. वैशंपायन	एम.टेक. (प्रॉडक्शन), चार्टर्ड इंजिनीअर	संचालक
४. सौ. अ. रा. आपटे	बी.एस्.सी., एल्.एल्.बी.	संचालिका
५. श्री. र. खु. अगरवाल	बी.एस्.सी.	संचालक
६. श्री. र. खु. कनानी	डिप्लोमा इन मेकॅनिकल इंजिनिअरिंग	संचालक
७. श्री. म. ध. खुताडे		संचालक
८. श्री. ना. द. मांडगे	एम्.एस्.सी., डि.एच्.ई.	संचालक
९. श्री. वि. म. पत्की	एम्.कॉम्., एल्.एल्.बी., ए.आय्.सी.डब्ल्यू.ए., एफ्.सी.ए.	संचालक
१०. कु. क. के. राईलकर	बी.सी.एम्., एफ्.सी.ए., डि.आय्.एस्.ए. (आय्.सी.ए.आय्)	संचालिका
११. श्री. दि. य. सुळे	गव्हर्नमेंट कमर्शिअल डिप्लोमा (जी.सी.डि.)	संचालक
१२. श्री. विनोदकुमार बन्सल	एफ्.सी.ए.	स्वीकृत संचालक
१३. श्री. स. र. उतेकर	बी.कॉम्., एल्.एल्.बी., सी.ए.आय्.आय्.बी-१	एम्.डी. आणि सी.ई.ओ. (३१.०३.२०१६ पर्यंत)
श्री. सु. प्र. साठे	बी.कॉम्., सी.ए.आय्.आय्.बी., आय्.सी.डब्ल्यू.ए., सी.एस्.	एम्.डी. आणि सी.ई.ओ. (०१.०४.२०१६ पासून) सी.जी.एम्. (३१.०३.२०१६ पर्यंत)

### बँकेचे वरिष्ठ अधिकारी

१. श्री. सं. सु. कामत	बी.एस्.सी, डि.इ., एम.सी.पी, एम.सी.एस.ई, सी.आय.आय.एस.ए, सी.आय.एस.पी., सायबर लॉ (डिप्लोमा)	सरव्यवस्थापक
२. श्री. सं. वि. पाठक	बी.कॉम्., सी.ए.आय्.आय्.बी., बी.जी.एल्., सी.एफ्.ए.- इंटर.	उप-सरव्यवस्थापक
३. श्री. गो. अ. गांगल	बी.कॉम्., जे.ए.आय्.आय्.बी.	उप-सरव्यवस्थापक
४. श्री. स. ह. कोराने	बी.कॉम्., एल्.एल्.बी., सी.ए.आय्.आय्.बी.	उप-सरव्यवस्थापक
५. श्री. नि. नं. आरेकर	बी.कॉम्., सी.ए.आय्.आय्.बी.	उप-सरव्यवस्थापक
६. श्री. स्व. ल. जांभळे	बी.ई. (आय.टी.)	उप-सरव्यवस्थापक
७. श्री. म. मा. फडके	बी.कॉम्., एल्.एल्.बी., सी.ए.आय्.आय्.बी., सी.एस्.-इंटर	उप-सरव्यवस्थापक
८. श्री. म. पां. गोडसे	बी.कॉम्., सी.ए.आय्.आय्.बी.	उप-सरव्यवस्थापक
९. श्री. ह. ना. कुलकर्णी	बी.कॉम्.	सहा.सरव्यवस्थापक
१०. श्री. वि. ग. नवरे	बी.कॉम्., सी.ए.आय्.आय्.बी.	सहा.सरव्यवस्थापक
११. श्री. सु. म. मयेकर	बी.कॉम्., सी.ए.आय्.आय्.बी.	सहा.सरव्यवस्थापक
१२. श्री. व्यं. चं. मुद्गोरीकर	बी.ई.(मेकॅनिकल), पी.जी.डी.एम्, सी.आय्.एस्.ए.सी.आय.ए, ISO 27000 LA	सहा.सरव्यवस्थापक
१३. श्री. हे. र. बापट	बी.एस्.सी., सी.ए.आय्.आय्.बी., एल्.एल्.बी.,	सहा.सरव्यवस्थापक
१४. सौ. स्वा. कौ. कळके	बी.कॉम्., सी.ए., सी.एस्.इंटर (गुप-१), सी.ए.आय्.आय्.बी.	सहा.सरव्यवस्थापिका
१५. श्री. ध. ल. कुलकर्णी	बी.कॉम्., जे.ए.आय्.आय्.बी., ऑरॅकल	सहा.सरव्यवस्थापक
१६. श्री. वि. द. दिक्षित	बी.कॉम्., सी.ए.आय्.आय्.बी.	सहा.सरव्यवस्थापक
१७. श्री. वि. ग. गोरे	बी.कॉम्., जे.ए.आय्.आय्.बी.	सहा.सरव्यवस्थापक
१८. सौ. अ. नि. सुळे	बी.कॉम्., जे.ए.आय्.आय्.बी., एल्.एल्.बी., जी.डि.सी.ए.	सहा.सरव्यवस्थापक
१९. श्री. प्र. पां. पंडित	बी.कॉम्., सी.ए.आय्.आय्.बी., जी.डि.सी.ए.	सहा.सरव्यवस्थापक
२०. श्री. वि. वा. गाडगीळ	बी.कॉम्., सी.ए.आय्.आय्.बी.	सहा.सरव्यवस्थापक
२१. श्री. द. ना. कामत	बी.कॉम्., सी.ए.आय्.आय्.बी.	सहा.सरव्यवस्थापक

**वैधानिक लेखा परीक्षक**  
गोखले आणि साठे  
चार्टर्ड अकाऊन्टंट्स्

Website : www.tjsb.co.in

**नोंदणीकृत कार्यालय**

टीजेएसबी हाऊस, प्लॉट नं. बी-५, रोड नं. २, वागळे इस्टेट, ठाणे - ४०० ६०४  
दूरध्वनी - २५८७८५०० फॅक्स - २५८७८६५०

E-mail : response@tjsb.co.in



# TJSB Sahakari Bank Ltd.

(Multi-State Scheduled Bank)

(Reg.No.MSCS/CR/287/2008 Date: 23/10/2008)

## **NOTICE OF ANNUAL GENERAL MEETING**

45<sup>th</sup> Annual General Meeting of the Bank will be held on Sunday, 5<sup>th</sup> June, 2016 at 10.00 a.m. at Tip Top Plaza, L.B.S. Road, Wagle Estate, Thane - 400604 to transact following business. Members are requested to attend the meeting on time.

### **AGENDA**

1. To read and confirm the minutes of the Annual General Meeting held on 31<sup>st</sup> May, 2015.
2. To approve the Annual Report placed by the Board of Directors for the Financial Year ended 31<sup>st</sup> March, 2016, Balance Sheet and Profit & Loss Account, Appropriation of Profit and take a note of Statutory Auditor's report.
3. To appoint Statutory Auditors for the Financial Year 2016-17 and to authorize Board of Directors to determine their remuneration. The Board of Directors recommends M/s. Gokhale & Sathe, Chartered Accountants, 308 / 309, Udyog Mandir No.1, 7-C, Bhagoji Keer Marg, Mahim, Mumbai - 400016 for appointment as Statutory Auditors.
4. To approve the proposal of distribution of donations out of charitable fund of the Bank, to Charitable / Social Institutions.
5. To approve Bye-Law amendments as proposed.
6. Any other matter with the permission of the Chair.

Registered Office :

**TJSB Sahakari Bank Ltd.**

TJSB House, Plot No. B-5, Road No. 2,  
Wagle Estate, Thane (West) 400 604

Date: 20/05/2016

By Order of the Board of Directors  
sd/-

**S. P. Sathe**  
MD & CEO

Note : If within half an hour from the time appointed for the meeting, the quorum is not present, the meeting shall stand adjourned and this adjourned meeting shall be held at 10.40 am on the same day and same place (as per Bye-Law No. 22 (ii)). This adjourned meeting will not require any separate notice or quorum.

### **Important Notice to the Members**

1. Members who wish to have any additional information or those who wish to make any suggestions should submit their request in writing at the Registered Office of the Bank on or before 27<sup>th</sup> May, 2016 during office hours.
2. Those members who will not collect their dividend for the year ended 31<sup>st</sup> March, 2013 on or before 20<sup>th</sup> July, 2016, such dividend will be forfeited and transferred to Statutory Reserve of the bank as per Bye-Law No. 42(iii). Those members who have not received the dividend warrants are requested to collect the same from Shares Department situated at Registered office of the Bank.
3. Any change in Name, Address or Nomination of the member should be intimated immediately to the Bank at Shares Department situated at Registered office of the Bank in writing.
4. Members are requested to collect copy of Annual Report from nearest branch/Head Office/Registered Office. The Annual Report is also available on our website [www.tjsb.co.in](http://www.tjsb.co.in)
5. Members are requested to bring attached Certificate of Attendance at the time of attending Annual General Meeting and shareholder's ID card or valid Photo Identity Proof.





## BOARD OF DIRECTORS

1.	SHRI. C. N. MENON	B.A., BGL	CHAIRMAN
2.	SHRI. P. D. THAKUR	B.Com., LLB	VICE-CHAIRMAN
3.	SHRI. V. A. VAISHAMPAYAN	M.TECH. (PRODUCTION), Chartered Engineer	DIRECTOR
4.	MRS. A. R. APTE	B.Sc., LLB	DIRECTOR
5.	SHRI. R. K. AGARWAL	B.Sc.	DIRECTOR
6.	SHRI. R. K. KANANI	Diploma in Mech. Engg.	DIRECTOR
7.	SHRI. M. D. KHUTADE		DIRECTOR
8.	SHRI. N. D. MANDGE	M.Sc., DHE	DIRECTOR
9.	SHRI. V. M. PATKI	M.Com., LLB, AICWA, FCA	DIRECTOR
10.	MISS. K. K. RAILKAR	BCM, FCA, DISA (ICAI)	DIRECTOR
11.	SHRI. D. Y. SULE	Government Commercial Diploma (GCD)	DIRECTOR
12.	SHRI. VINODKUMAR BANSAL	FCA	CO-OPTED DIRECTOR
13.	SHRI. S. R. UTEKAR	B.Com., LLB, CAIIB-I	MD & CEO (Up to 31-03-2016)
	SHRI. S. P. SATHE	B.Com., CAIIB, ICWA, CS	MD & CEO (w.e.f. 01-04-2016) CGM (Up to 31-03-2016)

## SENIOR EXECUTIVES

1.	SHRI. S. S. KAMAT	B.Sc., DE, MCP, MCSE, CIISA, CISP DIPLOMA IN CYBER LAW	GENERAL MANAGER
2.	SHRI. S. V. PATHAK	B.Com., CAIIB, BGL, CFA-Inter	DY. GENERAL MANAGER
3.	SHRI. G. A. GANGAL	B.Com., JAIIB	DY. GENERAL MANAGER
4.	SHRI. S. H. KORANNE	B.Com., LLB, CAIIB	DY. GENERAL MANAGER
5.	SHRI. N. N. AREKAR	B.Com., CAIIB	DY. GENERAL MANAGER
6.	SHRI. S. L. JAMBHALE	B.E.(IT)	DY. GENERAL MANAGER
7.	SHRI. M. M. PHADKE	B.Com., LLB, CAIIB, CS-Inter	DY. GENERAL MANAGER
8.	SHRI. M. P. GODSE	B.Com., CAIIB	DY. GENERAL MANAGER
9.	SHRI. H. N. KULKARNI	B.Com	ASST. GENERAL MANAGER
10.	SHRI. V. G. NAVARE	B.Com., CAIIB	ASST. GENERAL MANAGER
11.	SHRI. S. M. MAYEKAR	B.Com., CAIIB	ASST. GENERAL MANAGER
12.	SHRI. V. C. MUDGERIKAR	B.E.(MECH), PGDM, CISA, CIA, ISO 27000LA	ASST. GENERAL MANAGER
13.	SHRI. H. R. BAPAT	B.Sc., CAIIB, LLB	ASST. GENERAL MANAGER
14.	MRS. S. K. KALKE	B.Com., C.A., CS INTER (GR-I), CAIIB	ASST. GENERAL MANAGER
15.	SHRI. D. L. KULKARNI	B.Com., JAIIB	ASST. GENERAL MANAGER
16.	SHRI. V. D. DIXIT	B.Com., CAIIB	ASST. GENERAL MANAGER
17.	SHRI. V. G. GORE	B.Com., JAIIB	ASST. GENERAL MANAGER
18.	MRS. A. N. SULE	B.Com., JAIIB, LLB, GDCA	ASST. GENERAL MANAGER
19.	SHRI. P. P. PANDIT	B.Com., CAIIB, GDCA	ASST. GENERAL MANAGER
20.	SHRI. V. V. GADGIL	B.Com., CAIIB	ASST. GENERAL MANAGER
21.	SHRI. D. N. KAMAT	B.Com., CAIIB	ASST. GENERAL MANAGER

**Statutory Auditors:**  
Gokhale & Sathe  
Chartered Accountants

Website : [www.tjsb.co.in](http://www.tjsb.co.in)

## Registered Office:

TJSB House, Plot No. B-5, Road No. 2,  
Wagle Industrial Estate, Thane (W) – 400 604  
Phone – 25878500 Fax – 25878650

E-mail : [response@tjsb.co.in](mailto:response@tjsb.co.in)

## ४५ वा वार्षिक अहवाल २०१५-१६

सन्माननीय सभासद बंधु- भगिनींनो,

बँकेच्या ४५ व्या वार्षिक सर्वसाधारण सभेमध्ये संचालक मंडळाच्या वतीने मी आपले हार्दिक स्वागत करतो. ३१ मार्च २०१६ रोजी संपलेल्या अहवाल वर्षाचा लेखापरिक्षित ताळेबंद व वार्षिक अहवाल या सभेपुढे ठेवण्यास संचालक मंडळास विशेष आनंद होत आहे.

मी आपणां सर्वास अतिशय अभिमानाने सांगू इच्छितो की, बँकेला सलग दुसऱ्या वर्षी ₹ १०० कोटींचा निव्वळ नफा झालेला आहे.

**अर्थव्यवस्थेची सद्यस्थिती :**

मागील काही वर्षांप्रमाणे भारतीय व जागतिक अर्थव्यवस्थेचा वेग मंदावलेला राहिला. जगातील प्रगत अर्थव्यवस्थांवरील मंदीचे सावट सन २०१६ च्या सुरुवातीस काही प्रमाणात कमी झाले तर प्रगतशील अर्थव्यवस्थांमधील महागाई दरातील वृद्धी व मंदावलेली अर्थव्यवस्थेची गती या समस्या बहुतांशी प्रमाणात कायम राहिल्या. प्रगतशील राष्ट्रांमधील घसरलेली आयात व उत्खनन क्षेत्रातील मंदावलेल्या वृद्धीमुळे जागतिक स्तरावरील व्यवहारावर देखील मंदीचे सावट कायम राहिले.

गेल्या आर्थिक वर्षाच्या सुरुवातीस वित्तीय बाजारांत नोंदले गेलेले नुकसान वर्षाअखेरीस काही प्रमाणात कमी झाले. फेब्रुवारी महिन्यापासून कच्च्या तेलाचे दर वाढण्यास सुरुवात झाली व वित्तीय बाजारास तो एक मोठा दिलासा ठरला. मधील काळात चीनने बँकांमधील रोखीचे प्रमाण कमी केले तर युरोपियन मध्यवर्ती बँक व फेडरल रिझर्व्ह यांनी व्याज दरांबाबत सकारात्मक भूमिका घेतली. त्यामुळे जागतिक स्तरावरील शेअर बाजार व रोखे बाजारात तेजी नोंदवली गेली. फेडरल ओपन मार्केट कमिटीने मार्च २०१६ मध्ये अमेरिकेतील व्याजदर वाढवण्याच्या घेतलेल्या निर्णयामुळे अमेरिकन डॉलरचे मूल्य काही प्रमाणात घसरले व त्याचाच परिणाम म्हणून जगातील युरो, येन व भारतीय रुपया या चलनांच्या मुल्यात वृद्धी झाली.

भारतातील महागाईच्या दरात सहा महिन्यांच्या सततच्या वाढीनंतर फेब्रुवारी २०१६ मध्ये मोठ्या प्रमाणात घसरण झाली. भाजीपाला व डाळी यांच्या कमी झालेल्या किंमती व सरकारने अवलंबलेले वस्तू

पुरवठ्याचे परिणामकारक धोरण या गोष्टी महागाई दर कमी होण्यास प्रामुख्याने कारणीभूत राहिल्या. भारतीय अर्थव्यवस्थेची गती व महागाई दराचा प्रवास हा येणाऱ्या काळातील पावसावर मोठ्या प्रमाणात अवलंबून राहिल.

अर्थव्यवस्थेमधील मागणीत होत असलेली वृद्धी, सातव्या वित्त आयोगाची, “वन रँक वन पेन्शन” योजनेची अंमलबजावणी व रिझर्व्ह बँकेकडून व्याज दरातील कपाती बाबतची शक्यता या गोष्टींमुळे भारतीय अर्थव्यवस्थेची गती २०१६-१७ या आर्थिक वर्षात सुधारण्याची अपेक्षा आहे. चालू वर्षातील सरासरीपेक्षा अधिक असणाऱ्या पावसाचा अंदाजदेखील अर्थव्यवस्थेच्या वाढीच्या वेगास व महागाई दर कमी करण्यास पूरक ठरू शकतो.

सन २०१६-१७ या वर्षाचे अंदाज-पत्रक मांडताना सरकारने वित्तीय तुटीबाबत ठोस भूमिका घेतली असून सन २०१७-१८ या वर्षातील तुट ३ % पर्यंत खाली आणण्याच्या आपल्या पूर्वीच्या धोरणावर शिक्कामोर्तब केले आहे. याबरोबरच देशातील ग्रामीण भागाचा विकास, पायाभूत सुविधांची वाढीव उपलब्धता व उद्योजकांकरिता पोषक वातावरणनिर्मिती या महत्त्वाच्या बाबींवरही सरकारचा भर दिसून आला. या पार्श्वभूमीवर भारतीय अर्थव्यवस्थेची गती सन २०१६-१७ या आर्थिक वर्षाकरिता ७.६ % राहिल अशी अपेक्षा आहे.

रिझर्व्ह बँकेने ५ एप्रिल २०१६ रोजी जाहीर केलेल्या पतधोरणाद्वारे रेपो दरात पाव टक्क्यांनी कपात तर रिव्हर्स रेपो दरात पाव टक्क्यांनी वाढ केली. तसेच मार्जिनल स्टँडिंग फॅसिलिटीच्या दरातदेखील बदल करून तो पाऊण टक्क्यांनी कमी केला.

सरकारने नुकतेच कमी केलेले अल्पबचतीवरील दर, मध्यवर्ती बँकेचे अर्थपुरवठ्याचे जाहीर झालेले लवचिक धोरण व मार्जिनल कॉस्टच्या आधारे ठरविल्या जाणाऱ्या बेसरेटची अंमलबजावणी यामुळे बँकांच्या ठेवी व कर्जावरील व्याजदर रिझर्व्ह बँकेच्या व्याजदरांशी समांतरीतरित्या कमी होण्याची शक्यता चालू आर्थिक वर्षात बळावली आहे.

भारत सरकार गेल्या काही काळापासून “मेक इन इंडिया”,

“डिजिटल इंडिया”, “स्टार्टअप इंडिया” हे व असे इतर अनेक महत्वाकांक्षी प्रकल्प राबवित असल्यामुळे भारतास जागतिक अर्थव्यवस्थेतील तेजस्वी बिंदू असे संबोधिले जात आहे व यास आंतरराष्ट्रीय नाणेनिधीनेदेखील दुजोरा दिला आहे. या करिता रिझर्व्ह बँक व भारतीय सरकार यांनी उचललेली पावले नजीकच्या काळात निर्णायक ठरतील.

भारताच्या आर्थिक कामगिरीची तुलना इतर राष्ट्रांशी तसेच भारताच्या अंतर्गत क्षमतेशीही होऊ शकते. तुलनात्मकदृष्ट्या भारतीय अर्थव्यवस्थेची कामगिरी ही इतर राष्ट्रांपेक्षा गेल्या काही वर्षात उजवी राहिली परंतु, भारताच्या अर्थव्यवस्थेतील अंतर्गत क्षमता लक्षात घेता सुधारणेस अजूनही खूप वाव आहे असे म्हटल्यास वावगे ठरू नये.

सन २०१६-१७ च्या आर्थिक अंदाजपत्रकात भारत सरकारने कौशल्य विकास, रोजगार निर्मिती, ग्रामीण व कृषी क्षेत्रातील विकास, पायाभूत सुविधांमधील गुंतवणूक, आर्थिक क्षेत्रातील सुधारणा, योग्य अनुशासन व उद्योगास पोषक ठरणारे वातावरण अशा अनेक बाबींवर भर दिला असून भारतीय अर्थव्यवस्थेची घौडदौड नजीकच्या काळात वेगाने होण्याचे संकेत आहेत.

### भारतीय बँकिंग क्षेत्रातील सद्यस्थिती :

सन २०१५-१६ या आर्थिक वर्षात बँकांच्या ठेवी व कर्जातील वृद्धीचा दर मंदावलेला राहिला. परंतु बँकांमधील झपाट्याने वाढलेली अनुत्पादक कर्जे ही बँकिंग क्षेत्रातील प्रमुख समस्या राहिली.

डिसेंबर २०१५ रोजी संपलेल्या तिसऱ्या तिमाही अखेर व्यापारी बँकांच्या अनुत्पादक कर्जामध्ये २६ % नी वाढ होऊन तरतुदीचे प्रमाण ७४ % नी वाढले. या काळात १४ सरकारी बँकांतील अनुत्पादक कर्जांचे प्रमाण ७ % हून अधिक तर ६ बँकांमध्ये हे प्रमाण ५ % हून अधिक राहिले. केवळ ५ सरकारी बँकांमधील ढोबळ अनुत्पादक कर्जांचे प्रमाण ५ % हून कमी असून निव्वळ अनुत्पादक कर्जांचे प्रमाण ३ % हून कमी नोंदवणाऱ्या केवळ ३ बँका होत्या.

वाढलेल्या अनुत्पादक कर्जांच्या पार्श्वभूमीवर सरकारी बँकांना नफा-तोटा पत्रकात अतिरिक्त तरतूद करावी लागल्यामुळे सन

२०१५-१६ या आर्थिक वर्षाच्या तिसऱ्या तिमाहीत ११ सरकारी बँकांना तोटा सहन करावा लागला व सरकारी बँकांच्या एकूण नफ्यात ४२% घट झाली. सरकारी बँकांप्रमाणेच खाजगी बँकांतील अनुत्पादक कर्जात देखील वृद्धी झाली परंतु तुलनात्मकदृष्ट्या हे प्रमाण कमी होते.

बँकिंग क्षेत्रातील ढोबळ अनुत्पादक कर्जांचे प्रमाण ६ % असून रिझर्व्ह बँकेच्या व्याख्येप्रमाणे असलेले “स्पेशल मेशन अकाऊंट्स” विचारात घेता एकूण प्रमाण सन २०१५-१६ अखेरीस ११% हून अधिक असण्याची शक्यता आहे.

रिझर्व्ह बँकेचे गव्हर्नर यांनी व्यापारी बँकांना अनुत्पादक कर्जाची समस्या लांबणीवर न टाकण्याचा इशारा दिला असून त्यासाठी मार्च २०१७ पर्यंत आपापल्या ताळेबंदाचे नियोजन करण्याच्या सुचना देखील केल्या आहेत. वाढलेल्या अनुत्पादक कर्जांच्या पार्श्वभूमीवर बँकांना अधिक भांडवलाची गरज निर्माण झाली आहे. सरकारकडून अपेक्षित असलेली भांडवल वृद्धी ही अपुरी असल्यामुळे सरकारी बँकांच्या पुंजीपर्याप्ततेवर त्याचा विपरीत परिणाम होणार असून तसे झाल्यास या बँकांना भविष्यात शाखावृद्धी करण्यास समस्या उद्भवण्याची शक्यता निर्माण होणार आहे.

### सन २०१५-१६ मधील बँकेच्या व्यवहाराची ठळक वैशिष्ट्ये :

मला नमूद करण्यास आनंद होत आहे की, सन २०१५-१६ मध्ये बँकेचा एकूण व्यवहार ₹ १२८७८.८५ कोटी झाला असून निव्वळ नफा सलग दुसऱ्या वर्षी ₹ १०० कोटीपेक्षा अधिक राहिला आहे.

( ₹ कोटीमध्ये )

तपशील	३१.०३.२०१६	३१.०३.२०१५	% वाढ/(घट)
एकूण उलाढाल	१२८७८.८५	११५८८.८५	११.१३
ठेवी	८१२२.०५	७१८०.३८	१३.११
कर्जे	४७५६.८०	४४०८.४७	७.९०
ढोबळ नफा	१४२.२२	१६२.०६	(१२.२४)
निव्वळ नफा	१००.३४	१०१.२०	(०.८५)
स्वनिधी	८०३.१८	७२९.२१	१०.१४
ढोबळ अनुत्पादक कर्जे	४.७३ %	४.०२ %	०.७१
निव्वळ अनुत्पादक कर्जे	०.१९ %	०.०० %	०.१९
पुंजी पर्याप्तता	१३.३४ %	१४.९६ %	(१.६२)



## ठेवी :

भारतीय बँकांमधील ठेवींच्या वाढीचा वेग सन २०१५-१६ या आर्थिक वर्षात जवळपास १० % राहिला. या आर्थिक वर्षात अधिक व्याजदर देऊन घाऊक ठेवी स्वीकारण्यापेक्षा आपल्या बँकेने किरकोळ ठेवींच्या संकलनावर भर दिला. या धोरणाच्या पार्श्वभूमीवर देखील आपल्या बँकेच्या ठेवीत ₹ ९४२ कोटींची भरीव वाढ झाली असून ठेवींचा वृद्धीदर १३ % हून अधिक राहिला. बँकेवर विश्वास दाखवणाऱ्या सर्व भागधारक व ठेवीदारांचे आम्ही आभारी आहोत. आपल्या देशात सध्या 'ई-कॉमर्स' अंतर्गत होणाऱ्या व्यवहारात लक्षणीय वाढ झाली असून त्यामुळे 'ई-वॉलेट' चा वापर देखील प्रभावीरित्या वाढत आहे. या बदलत्या परिस्थितीचा बँकांच्या 'कासा' अंतर्गत ठेवींवर विपरीत परिणाम होत असून नजिकच्या काळात बँकांना या आव्हानास सतत सामोरे जावे लागणार आहे. हे आव्हान पेलण्याच्या दृष्टीकोनातून आपल्या बँकेने विद्यार्थी, महिला व अन्य नागरिकांकरिता अनेक नवीन योजना सुरू केल्या असून आपल्या ग्राहकांना 'इंटरनेट बँकींग' व 'मोबाईल बँकींग' या सुविधा देखील अतिरिक्त वैशिष्ट्यांद्वारे पुरविल्या आहेत. गेल्या अहवाल वर्षात आपल्या बँकेत एकूण १०८५२६ बचत खाती उघडली गेली व त्यात ४०२६४ विद्यार्थ्यांची खाती समाविष्ट आहेत. अशा सर्वांगीण प्रयत्नांच्या पार्श्वभूमीवर आपल्या बँकेच्या 'कासा' ठेवींमध्ये अहवाल वर्षात ०.१४% वृद्धी झाली.

## ठेवींचा तपशील खालीलप्रमाणे :

(₹ कोटीमध्ये)

ठेवींचा प्रकार	२०१५-१६	%	२०१४-१५	%
चालू	४१०.६२	५.०६	३५२.७६	४.९९
बचत	१४८०.४६	१८.२३	१३०९.५८	१८.२४
मुदत	६२३०.९७	७६.७१	५५१८.०३	७६.८५
एकूण	८१२२.०५	१००.००	७१८०.३७	१००.००

## कर्जे :

अहवाल वर्षात जागतिक अर्थव्यवस्थेच्या तुलनेत भारतीय अर्थव्यवस्थेची स्थिती भक्कम राहिली. परंतु गुंतवणुकीच्या दृष्टीने निरुत्साही वातावरण, पावसाची कमतरता, मंदीचे वातावरण,

नफ्यातील घट या व अशा अनेक कारणांमुळे भारतीय अर्थव्यवस्थेच्या प्रगतीत अडथळे आले व या सगळ्यांची बँकिंग क्षेत्रासही झळ पोहोचली.

अहवाल वर्षात आर्थिक क्षेत्रात असलेली मंदी व योग्य गुणवत्ता असलेलीच कर्जे मंजूर करण्याचे बँकांचे धोरण याचा बँकांच्या एकूण कर्ज वाढीवर परिणाम झाला. साहजिकच आपल्या बँकेच्या कर्जदारांच्या उद्योगधंद्यावर देखील या सर्वांचा परिणाम होत होता. या सर्व पार्श्वभूमीवर बँकेचा कर्ज व्यवहार ₹ ३४८ कोटींनी म्हणजे ८ % इतका वृद्धीगत झाला. गतवर्षी कर्ज व ठेवींचे ६१.४० % असलेले प्रमाण या अहवाल वर्षात ५८.५७ % झाले आहे. आपल्या बँकेने रिझर्व्ह बँकेच्या प्रचलित धोरणांना अनुसरून कर्ज मंजुरी प्रक्रिया सुलभ व सातत्यपूर्ण राखण्याचे धोरण स्वीकारले आहे. तसेच जोखीमांचे विकेंद्रीकरण करण्याकरिता बँकेने विविध क्षेत्रांना कर्ज मंजूर केले आहे.

अहवाल वर्षात आपल्या बँकेने भारत सरकारने जाहीर केलेल्या मुद्रा कर्ज योजनेत देखील आपले योगदान दिले असून सदर योजना आपल्या ग्राहकांसाठी उपलब्ध केली आहे.

## थकबाकी व निव्वळ अनुत्पादक कर्जे :

(₹ कोटीमध्ये)

तपशील	२०१५-१६	%	२०१४-१५	%
ढोबळ अनुत्पादक कर्जे	२२५.०९	४.७३	१७७.२३	४.०२
निव्वळ अनुत्पादक कर्जे	८.५९	०.१९	०.००	०.००
एकूण कर्जे	४७५६.८०		४४०८.४७	

अहवाल वर्षातील मंदीचा कर्जदारांच्या उद्योगधंद्यावर विपरीत परिणाम झाल्याने बँकांना आपल्या कर्जांची गुणवत्ता राखण्याच्या आव्हानास सामोरे जावे लागले. वर नमूद केल्याप्रमाणे या वर्षात व्यापारी बँकांच्या अनुत्पादक कर्जात लक्षणीय वाढ झाली. या पार्श्वभूमीवर कर्ज खात्यांची गुणवत्ता कायम राखण्याकरिता बँकेने कर्ज खात्यांचे सातत्याने नियोजन केले. तसेच वसुलीसाठीची पाऊले देखील योग्य वेळी उचलली. याचबरोबर कर्ज खात्यांचे निर्लेखीकरण व सिक्युरटाईजेशन अंतर्गत तरतुदींचा देखील प्रभावी वापर करित आपल्या ढोबळ अनुत्पादक कर्जांचे प्रमाण ४.७३ %

राखले. हे प्रमाण मागील वर्षीच्या ४.०२ % हून अधिक असले तरी बँकिंग क्षेत्रातील सरासरी प्रमाण लक्षात घेता उल्लेखनीय आहे. बँकेने नफा वृद्धीच्या अंतर्गत क्षमतेच्या बळावर ९९.८१ % तरतूद करत निव्वळ अनुत्पादक कर्जाचे प्रमाण ०.१९ % राखले.

### गुंतवणूक :

गतवर्षीच्या ₹ २३८५.०२ कोटींच्या तुलनेत सन २०१५-१६ या आर्थिक वर्षात बँकेची गुंतवणूक १४.२७ % वाढून ₹ २७२५.३८ कोटी झाली आहे. अहवाल वर्षात रिझर्व्ह बँकेच्या निकषानुसार रोखता व गुंतवणुकीचे प्रमाण व नॉन एस.एल.आर. गुंतवणुकीचे प्रमाण योग्य राखले आहे.

सन २०१५-१६ या आर्थिक वर्षात सरकारी रोख्यांवरील परतावा गतवर्षीच्या ७.७४% वरून ७.४६ % इतका घसरला. महागाई व कच्च्या तेलाच्या किंमतीत झालेली घसरण तसेच रिझर्व्ह बँक ऑफ इंडियाचे आर्थिक धोरण या सगळ्यांचा परिणाम सरकारी रोख्यांच्या परताव्यावर झाला आहे.

सरकारी रोखे व इतर गुंतवणुकीच्या परताव्यात होणाऱ्या बदलांचा पुरेपुर फायदा घेत बँकेने भविष्यातील व्याजापोटीचे उत्पन्न वाढविण्या बरोबरच ₹ १६.०१ कोटींचा भरीव नफा देखील मिळविला. गेल्या वर्षी सदर नफा ₹ ७.५५ कोटी होता. ठेवींवरील सरासरी व्याजदरांपेक्षा बँकेच्या गुंतवणुकीवरील परतावा अधिक असण्याचा अनुकूल परिणाम बँकेच्या नफ्यावर झाला.

३१ मार्च २०१६ रोजी बँकेच्या गुंतवणुकीच्या बाजार मुल्यात असलेली ₹ ८१.५५ कोटींची भरीव वृद्धी बँकेची गुंतवणुक सक्षम असल्याचे दर्शविते.

### परदेशी चलन व्यवहार :

रिझर्व्ह बँकेने दिलेल्या विदेश विनिमय व्यवहाराच्या परवानगी अंतर्गत १९ जुलै २०१० पासून बँक अधिकृत डिलर म्हणून कार्यरत आहे. आपणा सर्वास कळविण्यास आनंद होत आहे की, गेल्या अहवाल वर्षात रिझर्व्ह बँकेने आपल्या बँकेस असलेल्या अधिकृत डिलर्सच्या परवान्याचे कायम स्वरूपी नूतनीकरण केले आहे. सध्या

बँकेचे 'अ' श्रेणीचे एक केंद्र मुख्य कार्यालयात असून 'ब' श्रेणीची केंद्रे अनुक्रमे नौपाडा-ठाणे, अंधेरी, नाशिक व पुणे येथे कार्यरत आहेत. अहवाल वर्षात आंतरराष्ट्रीय व्यवसाय विभागाने एकूण ₹ १७४९.३० कोटींचा व्यवहार केला असून ₹ ५.८५ कोटी इतका निव्वळ नफा मिळविलेला आहे. या संदर्भातील आंतरबँक व्यवहार ₹ १३३२.९४ कोटी इतका झाला आहे. गतवर्षीच्या तुलनेत व्यवहारातील वाढ ११ % आहे. 'अ' श्रेणीच्या केंद्रांमधून आंतरबँक व्यवहार तसेच आयात-निर्यात विषयक व्यवहार केले जातात. अहवाल वर्षात या सर्व केंद्रांनी लक्षणीय कामगिरी केलेली आहे. 'क' श्रेणीच्या एकूण संख्येत वाढ झाली असून ४५ केंद्रांमधून परदेशी चलनविषयक व्यवहार केले जातात.

सध्या बँक अमेरिकन डॉलर, युरो, पाउंड, जॅपनिज येन, ऑस्ट्रेलियन डॉलर, सिंगापूर डॉलर, कॅनेडियन डॉलर व स्विस फ्रँक अशा आठ चलनात व्यवहार करित आहे. संपूर्ण जगभरातील २८४ पेक्षा जास्त बँकांशी बँकेने व्यवसायिक संबंध प्रस्थापित केले आहेत. अहवाल वर्षात बँकेने आयात पतपत्र, बायर्स क्रेडीट, परकीय चलनात कर्ज व परकीय चलनात निर्यात कर्ज पुरवठा अशा अनेक सुविधा खातेदारांना उपलब्ध करून दिल्या आहेत. तसेच बँकेने एच.डी.एफ.सी. बँकेच्या सहकार्याने परकीय चलनातील प्रीपेड डेबिट कार्ड उपलब्ध करून दिली आहेत. त्याच बरोबर चलन हस्तांतरणासाठी वेस्टर्न युनियन मनी ट्रान्सफर आणि मनीग्राम या सेवा बँक देत आहे.

### इतर व्यवसाय :

बँकेशुरन्स, म्युचुअल फंड गुंतवणूक व डिमॅट सेवा अशा व इतर सेवा पुरविण्याचे धोरण आपल्या बँकेने कायम राखले आहे. बँकेला ASBA (Application Supported by Blocked Amount) अंतर्गत सहभागी होण्यासाठी 'सेबी' या संस्थेकडून परवाना मिळाला आहे. भारत सरकारच्या खाली नमूद केलेल्या योजनांना देखील बँकेने सकारात्मक प्रतिसाद दिलेला आहे.

१. प्रधानमंत्री जीवन ज्योती बीमा योजना
२. प्रधानमंत्री सुरक्षा बीमा योजना
३. अटल पेंशन योजना

बँकेच्या १ लाखांहून अधिक ग्राहकांनी वरील योजनांचा लाभ घेतला. यातील बीमा योजनांतर्गत अहवाल वर्षात बँकेने ₹ २६ लाखापेक्षा अधिक दावे निकाली काढले आहेत.

### जोखीम व्यवस्थापन :

व्यवसायाची वाढ व स्थिरता यांसाठी जोखीम व्यवस्थापन महत्त्वाचे ठरते. बँकिंग व्यवसायात क्रेडीट रिस्क, मार्केट रिस्क व ऑपरेशनल रिस्क अशा निरनिराळ्या जोखीमांना सामोरे जावे लागते. जोखीमेची ओळख, मोजमाप, देखरेख व व्यवस्थापन हे महत्त्वाचे असते. बँकेच्या क्रेडीट रिस्क व्यवस्थापनेसाठी सुप्रमाणित योजना आणि नियमावली कार्यान्वित आहेत. बँकेचा व्यवसाय लक्षात घेऊन कार्यरत असलेल्या जोखीम व्यवस्थापनाचा संचालक मंडळाकडून वेळोवेळी आढावा घेतला जातो.

### मानव संसाधन :

बँकेच्या मानव संसाधन विकासाचे प्रमुख उद्दीष्ट कर्मचाऱ्यांच्या कामगिरीची प्रत सातत्याने कशी उंचावता येईल हे पाहण्याचे आहे. हे उद्दीष्ट गाठताना कर्मचाऱ्याला कौशल्य, क्षमता, माहिती अशा विविध प्रकारांचे प्रशिक्षण देणे गरजेचे असते. तसेच त्यांच्या प्रशिक्षण व विकासासाठी नियोजन करणेही आवश्यक असते.

बँकेने कर्मचाऱ्यांची कौशल्ये व सामान्यज्ञान विकसित करण्यासाठी विविध प्रकारच्या प्रशिक्षणांचे आयोजन केले. यामध्ये अंतर्गत प्रशिक्षण, नामांकित आर्थिक संस्थांनी व बँकांनी आयोजित केलेली प्रशिक्षणे, ई-लर्निंग इत्यादींचा अंतर्भाव आहे.

बँकेने दीनदयाळ भवन, ठाणे येथे स्वतःचे दुमजली प्रशिक्षण केंद्र सुरु केले आहे.

तसेच बँक NIBM, IIBF, CAB-RBI, FEDAI, CII, IDRBT, NSDL, ASSOCHAM यासारख्या संस्थांनी आयोजित केलेल्या प्रशिक्षण शिबिरास कर्मचाऱ्यांना व अधिकाऱ्यांना पाठविते. बँकेने आपल्या कर्मचाऱ्यांसाठी 'ई-लर्निंग' ची सेवा देखील उपलब्ध केली आहे. अहवाल वर्षात १७०५ कर्मचाऱ्यांना ९० प्रशिक्षण कार्यक्रमांद्वारे २१६०९ तास प्रशिक्षण देण्यात आले आहे. बँक योग्य धोरण व विविध कार्यक्रमांचे आयोजन करुन कर्मचाऱ्यांचे व

अधिकाऱ्यांचे कौशल्य विकसित करण्यासाठी सातत्याने प्रयत्नशील असते.

### आधुनिक तंत्रज्ञान :

बँकिंग क्षेत्रातील तंत्रज्ञानाचा वेगाने होणारा विस्तार व क्रांती लक्षात घेता बँकेचा आपल्या ग्राहकांना तंत्रज्ञानाच्या आधारे सेवा देण्यावर अधिकाधिक भर राहिला. तंत्रज्ञानाच्या वापरामार्फत बँकेने आतापर्यंत खर्चनियोजनाबरोबरच कार्यक्षमता वाढीचे देखील उद्दीष्ट साध्य केले आहे.

तंत्रज्ञानाचा योग्य वापर करुन ग्राहकांना नाविन्यपूर्ण सेवा देण्यावर बँकेचा आतापर्यंत भर राहिला असून भविष्यात देखील बँक याचा मागोवा घेईल.

बँक आपल्या ग्राहकांना मोबाईल बँकिंग, मिस्ड कॉल बँकिंग, एस्.एम्.एस्. बँकिंग, डेबिट कार्ड व POS या सुविधा पुरवित असून भविष्यात देखील उपलब्ध होणाऱ्या नवीन सेवा पुरविण्याचा बँकेचा मानस आहे. नुकत्याच NPCI ने जाहीर केलेल्या युनिफाईड पेमेंट इंटरफेस (UPI) अंतर्गत समाविष्ट असणाऱ्या बँकांच्या यादीमध्ये आपली बँक ही एकमेव सहकारी बँक होती हे नमूद करण्यास मला आनंद होत आहे.

सदर UPI च्या सेवेअंतर्गत ग्राहकांना मोबाईल नंबर / आधारकार्ड नंबर द्वारे आपले निधी हस्तांतरीत करण्याचा लाभ मिळणार आहे.

डिजिटल बँकिंग ही सध्याच्या काळाची गरज असून भविष्यात ग्राहक सेवेसाठी बँक या माध्यमाचा प्रामुख्याने वापर करेल. या अंतर्गत बँकेने आपल्या संकेत स्थळात देखील आवश्यक बदल केले आहेत. ग्राहकांना बँकेशी व्यवहार करताना बँकेच्या डिजिटल तंत्रज्ञानाचा नक्कीच फायदा होईल अशी माझी खात्री आहे.

### नफा :

( ₹ कोटीमध्ये )

तपशील	२०१५ - १६	२०१४ - १५
कर व तरतुदीपूर्वीचा नफा	१४२.२२	१६२.०६
कर व तरतुदीनंतरचा नफा	१००.३४	१०१.२०

आपली बँक एकूण व्यवसाय वृद्धी बरोबरच नफा नियोजन कटाक्षाने करित आली आहे. वर नमूद केल्याप्रमाणे सरकारी बँकांच्या नफ्यांवर झालेल्या विपरीत परिणामांच्या पार्श्वभूमीवर आपल्या बँकेचा सन २०१५-१६ या आर्थिक वर्षातील नफा ₹ १०० कोटीपेक्षा अधिक राहिला हे नमूद करण्यास मला विशेष आनंद होत आहे.

अहवाल वर्षात आपल्या बँकेने कर्मचाऱ्यांशी नवीन वेतन करार केल्यामुळे वाढीव वेतनाचा अतिरिक्त खर्च बँकेस उचलावा लागला परंतु आपल्या बँकेतील कर्मचाऱ्यांची वेतन श्रेणी इतर बँकांतील कर्मचाऱ्यांच्या वेतन श्रेणीशी तुलनात्मक राखण्याकरीता ही आवश्यक बाब होती. या वेतन वाढीच्या पार्श्वभूमीवर देखील बँकेने निव्वळ नफा ₹ १०० कोटी राखला आहे हे मला विशेष नमूद करावेसे वाटते.

#### लाभांश :

भाग धारकांना योग्य परतावा देत असतानाच नफ्याची पुर्नगुंतवणूक करुन पुंजी पर्याप्तता प्रमाण सक्षम राखणे हे धोरण बँकेने राखले आहे. त्यानुसार सन २०१५-१६ मध्ये १५ % लाभांशाची शिफारस करताना संचालक मंडळास आनंद होत आहे.

#### नफा विभागणी २०१५-१६ :

सभासदांना राखीव निधी आणि इतर गंगाजळी यांचे सत्य व योग्य मूल्यांकन समजावे म्हणून या वर्षीची नफा विभागणी याच वर्षीच्या ताळेबंदात अंतर्भूत केली असून त्यास सभासदांची मंजूरी अपेक्षित आहे.

#### पुंजी पर्याप्तता :

बँकेची पुंजी पर्याप्तता १३.३४% आहे. सदर प्रमाण बँकींग क्षेत्रातील सरासरी पेक्षा जास्त आहे. यातील Tier-I भांडवलाचे प्रमाण ७९.३८% इतके लक्षणीय आहे. नागरी सहकारी बँकासाठी जर Basel-II किंवा Basel-III च्या शिफारशी लागू करण्यात आल्या तर Tier-I भांडवलाची ही उच्च टक्केवारी, बँकेची त्यासाठी असलेली सज्जता दर्शविते.

रिझर्व्ह बँकेच्या मार्गदर्शक तत्वानुसार Tier-II भांडवल असणाऱ्या दीर्घकालीन मुदत ठेवींची रक्कम पुंजी पर्याप्तता मोजण्यासाठी ₹ ६० कोटी इतकीच विचारात घेतली आहे. गतवर्षी सदर रक्कम ₹ ८० कोटी इतकी होती.

#### व्यवसाय विस्तार :

रिझर्व्ह बँकेने आपल्या बँकेस मध्य प्रदेश राज्यात शाखा विस्तारास परवानगी दिली आहे. त्यामुळे नजिकच्या भविष्यात ५ राज्यांमध्ये बँकेच्या शाखा कार्यरत असतील. आजमितीस बँकेच्या शाखांची संख्या ११५ आहे. अहवाल वर्षात बँकेने वापी, सिन्नर, विरार, नालासोपारा व पालघर येथे ५ नवीन शाखा सुरु केल्या. बँक आर्थिक वर्ष २०१६-१७ मध्ये १८ नवीन शाखा सुरु करणार आहे. मोरबी, पुणे, वास्को-गोवा व कारवार येथे ४ नवीन शाखा सुरु करण्याची प्रक्रिया चालू आहे. अशा रितीने आर्थिक वर्ष २०१६-१७ मध्ये बँकेच्या एकूण १३३ शाखा कार्यरत असतील.

#### व्यावसायिक अनुशासन :

आर्थिक व्यवहारांतील पारदर्शकता आणि सभासदांचे हित जपणे हे व्यावसायिक अनुशासनाचे गुणधर्म आहेत. भाग धारकांच्या व ग्राहकांच्या हिताची जपणूक आणि त्यांच्या गुंतवणुकीची मूल्य वृद्धी होण्यासाठी सुविहित योजना राबविण्यात येते.

#### सदस्य संख्या :

३१.०३.२०१६ रोजी बँकेची सदस्य संख्या ५१०८५ आहे.

#### लेखापरीक्षकांची नेमणूक :

२०१६-१७ या आर्थिक वर्षासाठी वैधानिक लेखापरीक्षक म्हणून मे.गोखले आणि साठे, चार्टर्ड अकाउंटंट्स यांची नियुक्ती करण्याबाबत संचालक मंडळ शिफारस करित आहे. वैधानिक लेखापरीक्षक म्हणून काम करण्यास मे.गोखले आणि साठे यांनी संमती दिली आहे.

**सामाजिक जबाबदारी :**

व्यावसायिक स्तरावर प्रभावी कामगिरी करित असतानाच बँकेने आपले सामाजिक उत्तरदायित्व स्वीकारले आहे व आपल्या निव्वळ नफ्यातील काही भाग सामाजिक संस्थांना अनुदान रुपाने देत आहे. पर्यावरण संबंधातील काही सामाजिक पैलूशी बँक संलग्न राहून काम करित आहे. आर्थिक वर्ष २०१५-१६ मध्ये बँकेने एकूण ₹ १०१.२० लाख अनुदान रुपाने वितरित केले आहेत.

**पोटनियम दुरुस्ती :**

संचालक मंडळाने पोटनियामांमध्ये काही बदल प्रस्तावित केलेले आहेत. सदर बदलांस आपल्या कडून एकमुखी पाठींबा मिळण्याची मला खात्री आहे.

**श्रद्धांजली :**

अहवाल वर्षात निधन पावलेले सभासद, खातेदार, कर्मचारी व हितचिंतक यांना विनम्र श्रद्धांजली.

**ऋणनिर्देश :**

बँकेवर दाखविलेल्या विश्वासाप्रती व सर्वांगिण प्रगतीला सदैव पाठिंबा देणाऱ्या भागधारकांचा मी ऋणी आहे. बँकेच्या प्रगतीमध्ये सातत्याने सहकार्य करणाऱ्या खातेदारांच्या प्रती मी कृतज्ञता व्यक्त करतो.

भारतीय रिझर्व्ह बँक व केंद्रीय सहकार खाते, दिल्ली यांच्या वेळोवेळी मिळणाऱ्या मार्गदर्शनाबद्दल संचालक मंडळ त्यांचे कृतज्ञ आहे. बँकेचे अंतर्गत लेखापरीक्षक, वैधानिक लेखापरीक्षक व कायदेशीर सल्लागार यांच्या मार्गदर्शनाचा बँकेला सतत फायदा झालेला आहे. आम्ही त्यांचे अत्यंत आभारी आहोत.

बँकेला सातत्याने प्रगतीपथावर अग्रेसर ठेवण्यासाठी संचालक मंडळातील सभासदांनी दिलेल्या वेळेच्या व मार्गदर्शनाच्या बहुमूल्य योगदानाचा मी कृतज्ञता पूर्वक उल्लेख करतो.

बँकेला सातत्याने प्रगती पथावर ठेवण्यास बँकेतील सर्व कर्मचारी

वृंदाचे लाभत असलेले योगदान आव्हानात्मक परिस्थितीत महत्त्वाचे ठरते. बँकेच्या प्रगतीसाठी सतत कार्यरत असणाऱ्या सर्व कर्मचारी वर्गाचे संचालक मंडळाच्या वतीने मी मनःपूर्वक अभिनंदन करतो.

आपला,

संचालक मंडळाच्या वतीने,

sd/-

**सी. नंदगोपाल मेनन**

अध्यक्ष

दि. १२.०५.२०१६





## 45<sup>th</sup> Annual Report 2015 -2016

Dear Members,

On behalf of the Board of Directors, I extend a warm welcome to all of you at the 45<sup>th</sup> Annual General Meeting of the Bank. The Board of Directors is pleased to present the 45<sup>th</sup> Annual Report of the Bank along with the Audited Statements of Accounts for the year ended 31<sup>st</sup> March, 2016.

I am proud to inform you that your Bank has achieved net profit of ₹100 Crores for the second consecutive year.

### **Economic Scenario :**

Resembling past couple of years, domestic and global economic activity remained sluggish in the F.Y. 2015-16. Perceptions of downside risks to recovery in some Advanced Economies (AEs) at the beginning of 2016 have eased, while major Emerging Market Economies (EMEs) continue to contend with weak growth and still elevated inflation amidst tighter financial conditions. World trade remains subdued due to falling import demand from EMEs and stress in mining and extractive industries.

Global financial markets recouped the losses suffered in the turbulence at the beginning of the year. From mid-February, a firming up of crude prices improved market sentiment. With China reducing reserve requirements, the ECB expanding accommodation and the Fed providing dovish guidance while staying on hold, equity and bond markets rallied across AEs and EMEs. US dollar retreated from January peak and eased further in the aftermath of the Federal Open Market Committee's (FOMC) March meeting. On the other hand, the Euro and the Yen appreciated, reacting to exceptional accommodation. Currencies across EMEs including Indian Rupee

appreciated as portfolio flows returned cautiously to local debt and equity markets.

Retail inflation measured by the Consumer Price Index (CPI) dropped sharply in February 2016 after rising for six consecutive months. This favourable development was due to a larger than anticipated decline in vegetable prices, helped by prices of pulses starting to come off the surge that began in August and effective supply management that helped limit cereal price increases. India's economic momentum and inflationary trends are mandated by the sufficient monsoon spread across the country in the coming years.

The uneven recovery in growth during the F.Y. 2015-16 is likely to strengthen gradually into F.Y. 2016-17, assuming a normal monsoon, the likely boost to consumption demand from the implementation of the 7<sup>th</sup> Pay Commission recommendations and One Rank One Pension (OROP), and continuing monetary policy accommodation. After two consecutive years of deficient monsoon, a normal monsoon would work as a favourable supply shock, strengthening rural demand and augmenting the supply of farm products that also influence inflation.

In the Union Budget for F.Y. 2016-17, the Government has adhered to the path of fiscal consolidation. It has stuck to its earlier targets of Fiscal Deficit at 3.5% & 3% for the F.Y. 2016-17 & 2017-18 respectively. The Government has also set out a comprehensive strategy for boosting demand in the rural economy, enhancing the economy's social and physical infrastructure and improving the environment for doing business and deepening institutional reform. The implementation of these measures should improve supply conditions and allow efficiency and productivity gains to accrue. Accordingly, the economic growth in terms of Gross Domestic Product (GDP) is projected at 7.6% for the



F.Y. 2016-17.

On the basis of an assessment of the current and evolving macroeconomic situation, RBI reduced repo rate under the Liquidity Adjustment Facility (LAF) by 25 basis points from 6.75 % to 6.5 % in its Monetary Policy review announced on 5<sup>th</sup> April, 2016. It also narrowed the policy rate corridor from +/-100 basis points (bps) to +/- 50 bps by reducing the MSF rate by 75 basis points and increasing the reverse repo rate by 25 basis points.

A reduction in small savings rates announced by the Government in March 2016, the substantial refinements in the liquidity management framework announced in this policy review and the introduction of the marginal cost of funds based lending rate (MCLR) should improve transmission and magnify the effects of the current policy rate cut.

Government of India is taking initiatives on various fronts to bring back Indian Economy on speedy growth path. "Make in India", "Digital India", "Start-up India" are few of them. Therefore, India is often described by many, including IMF, as 'the bright spot in the global economy'. However, the Indian Government and RBI will have to take necessary steps to minimise the impact of external shocks on the country's financial system.

India's economic performance can be measured against two distinct benchmarks, India versus other countries and India versus its own medium-term potential. The Indian economy has fared well compared to other countries with weak private investment, volatile capital inflows, poor global demand and falling exports. As far as its own medium-term potential is considered, steady progress is being made and there is still scope for translating potential into actuality.

In the Union Budget presented by the Finance Minister for F.Y. 2016-17, priorities of the Government are clearly spelt

out in terms of skill development, job creation, emphasis on rural and agriculture sector, infrastructure and investment, financial sector reforms, governance and ease of doing business, Fiscal discipline etc. In view of it, Indian Economy is looking to out-perform in the next couple of years.

### **Indian Banking Sector :**

Top-line growth continued to remain sluggish during the F.Y. 2015-16 due to low credit off-take and diversion of investors' funds to other avenues. However, sharp surge in NPAs remained the most worrisome factor in the Indian banking sector and PSU banks were the most affected amongst it.

In the banking sector, gross NPAs rose to 26 % between the September 2015 and December 2015 quarter and provisioning amount increased to 74%. The rise in NPAs of PSU bank for December 2015 quarter was so sharp that, 14 banks had gross NPAs of more than 7%, 6 banks had NPAs above 5% and only 5 banks could show sub 5% NPA numbers. In case of net NPA, only 3 banks remained below 3% during this period.

Due to the higher provisioning requirement for risen NPAs, 11 PSU banks reported significant amount of losses during the third quarter of F.Y. 2015-16 and the aggregate net profit of PSU banks plunged 42 % during this period.

The rise in gross NPAs was also witnessed in private sector banks with one of the top three private sector banks reported gross NPA close to 5%. However, the magnitude of increase in NPAs under private sector banks was not as high, as in case of PSU banks.

The gross NPAs in banking sector are estimated at over 6 % of total loans, while the overall stressed assets (including declared and Special Mention Accounts) are expected about 11 % for the F.Y. 2015-16.



The RBI governor has given a clear message to banks to deal with the NPA problem up front, instead of postponing it and worsening it. RBI has also given a deadline of March 2017 for all banks to clean up their balance sheets, which also require these banks to set aside huge chunk of capital in the form of provisions. Additional capital infusion in PSU banks as promised by the Government will not be adequate considering their elevated NPA levels. If these PSU banks unable to mobilise adequate capital, there will be a huge pressure on their Capital Adequacy which in turn, may affect their network expansion in future.

### Performance Highlight of the Bank for the F.Y. 2015-16 :

I am happy to mention that your Bank recorded sustainable performance during the year. While your Bank's business mix touched ₹ 12878.85 Crores, the net profit remained above ₹ 100 Crores for the second consecutive year.

### Financial Highlights :

(₹ in Crores)

Particulars	31.03.2016	31.03.2015	% Increase / (Decrease)
Business Mix	12878.85	11588.85	11.13
Deposits	8122.05	7180.38	13.11
Advances	4756.80	4408.47	7.90
Gross Profit	142.22	162.06	(12.24)
Net Profit	100.34	101.20	(0.85)
Owned Funds	803.18	729.21	10.14
Gross N.P.A.	4.73 %	4.02 %	0.71
Net N.P.A.	0.19 %	0.00 %	0.19
C.R.A.R.	13.34 %	14.96 %	(1.62)

### Deposits :

Overall deposit growth in the banking sector was sluggish during the F.Y. 2015-16 and it remained below 10%. Giving thrust on cost effectiveness, your bank opted to mobilise retail deposit rather than accepting bulk deposit at the higher interest rate. Despite the same, total deposits of your bank increased by ₹ 942 Crores registering growth rate of more than 13 % during the financial year. We are thankful to the shareholders and the depositors for the confidence posed in the bank. Increased business volumes under e-commerce in India and the resultant usage of e-wallets by the people has put-forth big challenge before the banks to maintain their CASA component. To surmount this challenge and to enhance the CASA deposit base, your bank promoted various schemes for students, women, general public and launched Internet & Mobile Banking facility for the customers with added features. During the F.Y. 2015-16, 108526 saving accounts were opened which include 40264 saving accounts opened by the students. Due to these focussed efforts, your bank's CASA component increased by 0.14% during this period.

(₹ in Crores)

Type of Deposits	2015-16	%	2014-15	%
Current	410.62	5.06	352.76	4.91
Savings	1480.46	18.23	1309.58	18.24
Term	6230.97	76.71	5518.03	76.85
<b>Total</b>	<b>8122.05</b>	<b>100.00</b>	<b>7180.37</b>	<b>100.00</b>

### Advances :

The Indian economy has been on a relatively sound footing as compared to the global economy. However, problems such as a weak investment climate, very less monsoon and tepid earnings growth continued to plague the economy. The banking sector, being the barometer of the economy, is



reflective of the weak macro-economic variables.

The slowdown in the economy & aggressive stance for qualitative credit deployment strategy has affected credit growth. There was an overall sluggishness observed throughout various industries affecting the businesses of the Borrowers during F.Y. 2015-16.

On this backdrop, the advances portfolio of your Bank has increased by ₹ 348 Crores registering growth rate of nearly 8% during the F.Y. 2015-16. The Credit Deposit Ratio stood at 58.57% which was 61.40% at the beginning of the year.

Your Bank has always given thrust on and adopted on-going process of effective credit risk management to ensure that Bank's system of identification & appraisal of loans and advances, corresponds with the laid-down guidelines of RBI. Bank's credit portfolio entails diversified sectors thereby averting concentration of risk.

Government of India promoted MUDRA loans scheme during the F.Y. 2015-16. Purpose of promoting this scheme was to up-lift the small and needy people in the country and also to give momentum to the Indian economy. Your Bank proactively responded to the same and offered this scheme to the customers.

#### NPA:

(₹ in Crores)

Particulars	2015-16	%	2014-15	%
Gross NPA	225.09	4.73	177.23	4.02
Net NPA	8.59	0.19	0.00	0.00
<b>Total Advances</b>	<b>4756.80</b>		<b>4408.47</b>	

Due to the sluggishness in the economy and affected payment cycles of the borrowers, maintaining asset quality was the toughest challenge before the banking sector. As

mentioned earlier, the NPAs of the commercial banks surged significantly during the F.Y. 2015-16. To conquer the same, your bank gave thrust on continuous monitoring of the borrowal accounts and took appropriate recovery actions in time. Your bank also opted for balance sheet cleaning exercise by way of prudential write-offs and securitisation through ARC route. These all out efforts helped your bank restricting Gross NPA at 4.73% for the F.Y. 2015-16. Although, NPA was higher than the previous year's 4.02%, it was well below the industry average as mentioned earlier. Due to its inherent profitability strength, your bank could provide to the extent of 99.81% of the gross NPA and restricted net NPA to the minimal level of 0.19%.

#### Investment:

Aggregate investment of your Bank increased to ₹ 2725.38 Crores from ₹ 2385.02 Crores on 31<sup>st</sup> March 2016, registering growth rate of 14.27%. Your Bank has maintained adequate CRR and SLR as stipulated by RBI during F.Y. 2015-16. Your Bank has also maintained non-SLR investment within the prescribed limit by RBI.

Ten year benchmark Government Security yield fell to 7.46% as on 31<sup>st</sup> March 2016 as compared to 7.74%, which was at the end of previous financial year. The rally in Bonds and Government Security prices led mainly by the soft RBI Monetary Policy, inflation under control and a sharp fall in crude oil prices in the international market.

Treasury management was effectively done by taking advantage of changing yield spread between various categories and churning portfolio accordingly. Due to the strategic portfolio management, your bank was not only able to enhance its future interest income but also generated trading income of ₹ 16.01 Crores during F.Y. 2015-16 as compared to last year's income of ₹ 7.55 Crores. The higher interest income on investment portfolio has provided a



positive carry over the cost of deposit.

On 31<sup>st</sup> March 2016, there was an appreciation of ₹ 81.55 Crores to the Investment portfolio which unveils that the bank is holding higher yielding securities in its portfolio.

### **Foreign Exchange Business :**

The International Business Division of your Bank is in operation since 19<sup>th</sup> July 2010, after receiving Authorised Dealer Category – 1 License from RBI. We are pleased to inform our members that Authorised Dealer Category -1 License allotted by the RBI to our International Business Division to deal in Foreign Exchange in India, has recently been renewed by the RBI on permanent basis. Presently your Bank is having “A” category center at its Corporate Office and “B” category centres at Naupada, Nashik, Andheri and Pune. During the year under report International Business Division (IBD) has achieved the merchant turnover of ₹ 1749.30 Crores, from all its centers. IBD has earned net profit of ₹ 5.85 Crores during the period under report. The Interbank turnover during the period under report was ₹ 1332.94 Crores. The merchant turnover has increased by nearly 11% over the last year. At “A” category centre, along with the Trade Finance activities, Interbank Dealing also takes place. The “B” category centres handle only Trade Finance activities. All the centres have shown a remarkable performance during the year. There are presently 45 centres, compared to 38 centres in last financial year which are working as “C” category which handle the money changing business.

Currently bank is dealing in 8 major currencies viz. USD, EURO, GBP, JPY, AUD, CHF, CAD & SGD. Separate Nostro accounts have been opened with various correspondents. The overall correspondent relationship with more than 284 Banks across the world has been established which enables the Bank to handle the business effectively for its clients. During the year under report, Bank has handled all types of forex products viz. Import

L/Cs, Buyer’s Credit, Foreign Currency Term Loans, Export Finance in Foreign Currency etc. The Bank has made arrangement for the pre-paid multi-currency cards in association with HDFC Bank Ltd. for its customers. Your Bank is also having correspondent arrangement for money transfer services with Western Union Money Transfer and MoneyGram.

### **Strategic Business :**

The Bank continues to promote other businesses like Bancassurance, Mutual Fund & Demat services. Bank has obtained the license as a participant of ASBA (Application Supported by Blocked Amount) under SEBI and the same has been rolled out.

The Bank also participates in various social security measures introduced by the Government of India namely,

1. Pradhan Mantri Jeevan Jyoti Bima Yojana
2. Pradhan Mantri Suraksha Bima Yojana
3. Atal Pension Yojana

Bank has successfully enrolled more than one lakh applicants under these schemes & has settled 13 claims in F.Y. 2015-16 totalling to an amount of ₹ 26 Lacs.

### **Risk Management :**

Managing and mitigating risk plays a crucial role in achieving long term financial stability and success. Banks are generally exposed to various risks such as Credit risk, Market risk and Operational risk. The identification, measurement, monitoring and management of risks accordingly remain a key focus area for the Bank.

Your Bank has put in place a set of best practices in risk management appropriate to the size and business and the same are reviewed from time to time by the Board of





Directors.

### **Human Resource :**

Human Resource is a function in the organization designed to maximize employee performance by developing their personal and organizational skills, knowledge and abilities through a set of systematic and planned activities like Training & Development, Performance Appraisal System etc.

Your Bank has taken various initiatives to empower its employees with required knowledge and skills. These initiatives include in-house and external training, e-learning, development of Standard Operating Procedures (SOP) etc. Bank is organizing trainings in its new and well equipped training centre at Thane.

Your Bank organizes various training sessions for staff members at all levels at Bank's Training Centre. Staff members are also deputed on various training programmes, workshops & seminars conducted by renowned organizations and institutions in banking and financial sector such as NIBM, IIBF, CAB-RBI, FEDAI, CII, IDRBT, NSDL, Associated Chambers of Commerce & Industry of India (ASSOCHAM) etc. Bank has also started e-Learning Module for all staff members. During F.Y. 2015-16, 1705 participants were trained in 90 training programmes for 21609 man-hours. Bank effectively and strategically manages people in a collaborative manner to boost retention, improving quality and maximizing productivity of employees.

### **Technological Advancement :**

The proliferation of technology has revolutionized every sector including banking. It shall be our endeavour to intensify our efforts aimed at providing the best quality services to our customers through optimum and appropriate use of technology.

Your Bank's technology initiatives and innovations have been quite significant, rewarding and playing a dominant role in driving down costs, building efficiency and working as an enabler in achieving business growth and excellence in customer service.

Your Bank believes in innovation and perceives that development of new products & services as well as improvement in existing ones as per the customer's requirements is inevitable to maintain margins and market share. To keep up with this trend of innovation forward, Bank envisaged and launched various new products during the year.

Your Bank has been providing Internet Banking, Mobile Banking, Missed Call Banking, SMS Banking, Debit Card, POS terminals etc. and also undertook several initiatives to encourage the usage of alternate delivery channels.

Your Bank is part of a select group of Banks and Financial Institutions invited by NPCI during the launch of Unified Payment Interface (UPI).

UPI is expected to be a ground breaking, next generation payment system which will allow secure, 1-click 2 factor authentication, backed by its unique design and innovative API (Application Programming Interface) architecture. UPI will enable Mobile Number, Aadhaar Number based payments and enable merchants as well as consumers to pull funds in a simple, yet completely secure manner.

The digitization of retail banking is, of course, not a new development but the necessity. In the next phase, the bank business strategy will drive the Digital Banking Strategy. As part of Digital Banking Strategy recently bank has revamped the Website for enhancing customer experience. The Digital Banking Strategy will have more focus on enhancing Customer Experience to provide multiple options to interact & transact business with Bank.



### Profitability :

( ₹ in Crores)

Particulars	2015 - 16	2014 - 15
Profit before Tax & Provisions	142.22	162.06
Profit after Tax & Provisions	100.34	101.20

Your Bank has always been focussing on bottom-line management since last several years. As mentioned earlier, most of the PSU banks have posted huge amount of losses for the December 2015 quarter due to the slippage in their asset quality. However, in spite of non conducive economic conditions, your bank earned a net profit of more than ₹ 100 Crores for the second consecutive year.

During the F.Y. 2015-16, your bank absorbed an additional amount of burden on account of salary revision of staff, along with the arrears. This was necessary to keep salary of your bank employees at par with the peer banks, in order to retain the existing talent and attract experienced and talented human resource from outside as well. A notable thing about the profitability of your bank is, the net profit of more than ₹100 Crores is after absorbing this additional salary burden.

### Dividend :

Your Board is pleased to recommend dividend @ 15% on pro-rata basis for the F.Y. 2015-16 after ploughing back sufficient profit for maintaining a healthy Capital Adequacy Ratio and supporting future growth.

### Appropriation of Profit for F.Y. 2015-16 :

To provide to the shareholders a true and fair value of reserves, other funds and liabilities as on the date of Balance Sheet, the Bank has given effect to the appropriation of profits for the current year in the financial statements for the year ended 31<sup>st</sup> March, 2016 itself, subject to approval at the

Annual General Meeting.

### Capital Adequacy :

Bank's Capital to Risk weighted Assets Ratio (CRAR) is at 13.34% and it is well above the average in banking sector. It is worth noting that Tier I Capital contributes 79.38% to CRAR. Higher percentage of Tier I Capital indicates that your bank is well prepared to comply with Basel II or III Recommendations, if made applicable to Urban Co-operative Banks.

As per RBI guidelines, for the purpose of calculation of CRAR, the Long Term Subordinated Deposit fund available for Tier II Capital has been reduced to ₹ 60 Crores as against ₹ 80 Crores during previous year.

### Expansion :

I am proud to mention that RBI has granted permission to extend bank's area of operation to the entire state of Madhya Pradesh. As such, your bank will have its presence in 5 states of India in near future. The network of the Bank has reached to the total of 115 branches. During the F.Y. 2015-16, Bank has opened 5 branches at Vapi, Sinnar, Virar, Nalasopara and Palghar. Your Bank will be opening 18 new branches in the F.Y. 2016-17. The process of opening branches at Morbi, Pune, Vasco, Karwar is underway. With this, your bank is expected to reach the total number of 133 branches by the end of the F.Y. 2016-17.

### Corporate Governance :

Your Bank believes in ensuring transparency in financial statements and protecting shareholders' interest as the key attributes of good Corporate Governance. Adherence to those attributes ensures transparency of banking transactions. The strategy is being executed within a sound governance framework that seeks to balance the interest of all stakeholders to ensure sustainable value creation.

**Membership :**

The total number of members of the Bank as on 31.03.2016 stood at 51085.

**Appointment of Statutory Auditor :**

The Board of Directors recommends to the General Body, appointment of Gokhale & Sathe, Chartered Accountants for the F.Y. 2016-17. Gokhale & Sathe have consented to be appointed as Statutory Auditor. The resolutions for their appointment will be moved under agenda item no. 3 of the notice.

**Corporate Social Responsibility :**

Your Bank acknowledges social responsibility by donating a part amount of its net profit to social organisations. Bank is actively associated with socially relevant environmental issues. Your Bank has donated an amount of ₹ 101.20 Lacs to 54 social organizations during the F.Y. 2015-16.

**Bye-Law Amendment :**

The Board has proposed amendments to the Bye-Laws. Your bank seeks wholehearted support for the proposed Bye-Laws amendments.

**Obituary :**

We deeply mourn the death of members of the bank, customers, staff and well-wishers who passed away during the year under report.

**Acknowledgement :**

I would like to thank all shareholders for the confidence reposed in us and in supporting us to scale greater heights in performance. Our growing customers add strength to our growth and progress and I would like to express my

gratitude to them.

The Board is grateful to The Reserve Bank of India, Central Registrar of Co-operative Societies, New Delhi for their support and guidance. The Bank has been immensely benefited by the contribution made by its Auditors, Legal Advisors and correspondents and I am grateful to all of them.

I would like to take this opportunity to thank my colleagues on the Board for the valuable guidance, support and prudent counsel.

On behalf of the Board of Directors, I would like to place on record my deep sense of appreciation for the dedicated and committed services made by all staff members for the overall growth, development and excellent performance of the Bank.

On Behalf of Board of Directors

Sd/

**C. Nandagopal Menon**

Chairman

12.05.2016

## ३१ मार्च २०१६ अखेर

खर्च	३१ मार्च २०१६ वर्ष अखेरीस	३१ मार्च २०१५ वर्ष अखेरीस
१) ठेवीवरील व्याज	५८७१७.०७	५२९९८.००
२) कर्जावरील व्याज	१७८८.८३	१९१५.७६
३) नोकर वर्गाचा पगार, भत्ते	७९२२.८५	६१५३.२२
४) करार खर्च	१७०.४२	१८०.२१
५) आऊट सोर्सिंग खर्च	२०२.६३	१५०.५२
६) संचालकांचे मानधन	१५.२७	८.१५
७) भाडे, कर, विमा व वीज	३६२५.०२	३१६२.९४
८) कायदा व व्यावसायिक तज्ञांचे शुल्क	१९९.८०	२२८.५३
९) टपाल, तार व टेलिफोन खर्च	५०१.६९	४८५.७२
१०) प्रवास खर्च	२०८.२९	२२४.२६
११) हिशेब तपासणी शुल्क	१९४.१६	१६८.६८
१२) दुरुस्ती व देखभाल	५३४.४८	५५४.८२
१३) मालमत्तेवरील घसारा	१५१०.१६	१६०३.१७
१४) तारण पत्रांवरील कमी केलेले अधिमूल्य	२८३.४१	२५९.१०
१५) छपाई व लेखन सामुग्री खर्च	२७४.८३	२३१.३०
१६) जाहिरात खर्च	८१८.५०	६६४.७२
१७) मालमत्ता विक्रीतील तोटा	६९.६०	-
१८) ए.आर.सी ला केलेल्या विक्रीतील तोटा	७५.०३	-
१९) बँक चार्जेस	४९.३०	४९.२२
२०) क्लिअरिंग आणि एनकोडींग चार्जेस	४४.०८	४५.४२
२१) सुरक्षा व्यवस्था खर्च	४०६.९७	३६५.७४
२२) इतर खर्च	१४७४.०२	१०९८.८०
२३) निर्लेखित बुडीत कर्ज	२६१४.१०	१४.५५
<b>पुढील पानावर</b>	<b>८१७००.५१</b>	<b>७०५६२.८३</b>

# संपलेल्या वर्षाचे नफा-तोटा पत्रक

(₹ लाखांत)

जमा	३१ मार्च २०१६ वर्ष अखेरीस	३१ मार्च २०१५ वर्ष अखेरीस
१) दिलेल्या कर्जावरील व्याज	५५१३५.४२	५४१८६.०२
२) गुंतवणुकीवरील व्याज	३११९९.२४	२७३६३.३७
३) जी-सेक् मॅच्युरिटी वरील सवलत	१२२.२८	२९.७६
४) शेअर्सवरील लाभांश	२.८२	१३.९१
५) वटणावळ व हुंडणावळ	११०८.९६	८२२.९०
६) सुरक्षा खण भाडे	२६८.१०	२४७.४८
७) सरकारी रोख्यांच्या उलाढालीवरील उत्पन्न	१६०१.३२	७५५.३८
८) म्युचुअल फंडवरील उत्पन्न	६२८.५२	-
९) एच्.टी.एम्. रोखे विक्री नफा	-	८.९१
१०) इतर उत्पन्न	२५१४.१९	२३७५.८६
११) परकीय चलनाच्या चढ-उतारातील नफा/तोटा	४१०.९८	५८५.६३
१२) निर्लेखित बुडीत कर्जातील वसुली	२९.२८	१४.०७
१३) बुडीत व संशयित कर्ज निधीतील परतावा	२६१४.१०	१४.५५
१४) डाटा सेंटर शेअरिंग उत्पन्न	२७४.५४	२६३.३९
१५) सॉफ्टवेअर विक्रीवरील उत्पन्न	-	२१.००
१६) आय टी कन्सल्टन्सी फी	१३.५४	१४.००
१७) मालमत्ता विक्रीतील नफा	-	५२.१४
<b>पुढील पानावर</b>	<b>९५९२३.२९</b>	<b>८६७६८.३७</b>





## ३१ मार्च २०१६ अखेर

खर्च	३१ मार्च २०१६ वर्ष अखेरीस	३१ मार्च २०१५ वर्ष अखेरीस
मागील पानावरून	८१७००.५१	७०५६२.८३
२४) तरतुदी व संभाव्य देणी		
अ) बुडीत व संशयित कर्जे		
i) बुडीत व संशयित कर्जांची तरतूद	९००.००	११३०.००
ii) गुंतवणुकीच्या स्थानांतरावरील घसारा	-	६.९३
iii) पुनर्रचित कर्जांची तरतूद	८२.९६	(३४.९६)
ब) उत्पादक जिंदगीसाठी संभाव्य तरतूद	१७४.००	२३०.००
२५) कर पूर्व नफा	१३०६५.८२	१४८७३.५७
आयकर	३२९६.००	४७०७.४४
मागील वर्षाची कमी / अधिक तरतूद	१६.३९	२४४.६२
डिफर्ड टॅक्स	(२८०.९१)	(१९८.१२)
निव्वळ नफा	१००३४.३४	१०११९.६३
एकूण	९५९२३.२९	८६७६८.३७

प्रत्येक समभागावरील बेसिक आणि डायल्यूटेड मिळकत ₹

४५.५८

४९.९२

sd/-

श्री. सी. नंदगोपाल मेनन  
अध्यक्ष

sd/-

श्री. प्र. द. ठाकूर  
उपाध्यक्ष

- संचालक -

श्री. वि. अ. वैशंपायन, सौ. अ. रा. आपटे, श्री. र. खु. अगरवाल, श्री. र. खु. कनानी,  
श्री. म. ध. खुताडे, श्री. ना. द. मांडगे, श्री. वि. म. पत्की, कु. क. के. राईलकर, श्री. दि. य. सुळे, श्री. विनोदकुमार बन्सल



## संपलेल्या वर्षाचे नफा-तोटा पत्रक

(₹ लाखांत)

जमा	३१ मार्च २०१६ वर्ष अखेरीस	३१ मार्च २०१५ वर्ष अखेरीस
मागील पानावरून	९५९२३.२९	८६७६८.३७
एकूण	९५९२३.२९	८६७६८.३७

आमच्या याच तारखेच्या अहवालानुसार  
गोखले आणि साठे  
चार्टर्ड अकाऊंटंटस्  
फर्म नं. १०३२६४W

sd/-

श्री. राहुल जोगळेकर  
भागीदार  
मै.नं. १२९३८९

टीजेएस्बी सहकारी बँक लिमिटेड करिता

sd/-

श्री. सु. प्र. साठे  
व्यवस्थापकीय संचालक व  
मुख्य कार्यकारी अधिकारी



## ३१ मार्च २०१६ अखेर संपलेल्या

तपशील	३१ मार्च २०१६ रोजी	३१ मार्च २०१५ रोजी
वार्षिक सर्वसाधारण सभेच्या मंजूरी अधीन		
वैधानिक राखीव निधी	११०१.२१	२५२९.९१
सर्वसाधारण निधी	४.००	१४६.२५
गुंतवणूक चढ-उतार निधी	-	८८.००
भागधारकांस लाभांश	१६५०.००	१५३०.००
धर्मादाय निधी १%	४४.०५	१०१.२०
सभासद कल्याण निधी	१०.००	१०.००
शिक्षण निधी १%	४४.०५	१०१.१९
संभाव्य देणी तरतूद १०%	४४०.४९	१०१२.००
कर्मचारी सानुग्रह निधी	७७८.५०	६०६.००
बुडित व संशयित निधी	५६३०.००	३६००.००
विशेष निधी (आयकर कायदा, १९६१-कलम ३६(१)(viii) अन्वये)	३३२.००	३९५.००
	१००३४.३०	१०११९.५५
ताळेबंदात वर्ग केलेला नफा	०.५५	०.५१
एकूण	१००३४.८५	१०१२०.०६

sd/-

श्री. सी. नंदगोपाल मेनन  
अध्यक्ष

sd/-

श्री. प्र. द. ठाकूर  
उपाध्यक्ष

- संचालक -

श्री. वि. अ. वैशंपायन, सौ. अ. रा. आपटे, श्री. र. खु. अगरवाल, श्री. र. खु. कनानी,  
श्री. म. ध. खुताडे, श्री. ना. द. मांडगे, श्री. वि. म. पत्की, कु. क. के. राईलकर, श्री. दि. य. सुळे, श्री. विनोदकुमार बन्सल



# वर्षाचे नफा-तोटा वाटणी खाते

(₹ लाखांत)

तपशील	३१ मार्च २०१६ रोजी	३१ मार्च २०१५ रोजी
नफा	१००३४.३४	१०११९.६३
मागील वर्षाचा नफा	०.५१	०.४३
एकूण	१००३४.८५	१०१२०.०६

आमच्या याच तारखेच्या अहवालानुसार  
गोखले आणि साठे  
चार्टर्ड अकाउंटन्टस्  
फर्म नं. १०३२६४W

sd/-

श्री. राहुल जोगळेकर  
भागीदार  
मॅ.नं. १२९३८९

टीजेएस्बी सहकारी बँक लिमिटेड करिता

sd/-

श्री. सु. प्र. साठे  
व्यवस्थापकीय संचालक व  
मुख्य कार्यकारी अधिकारी



## ३१ मार्च २०१६ चा

भांडवल व देणी	परिशिष्ट	३१ मार्च २०१६ रोजी	३१ मार्च २०१५ रोजी
१) भाग भांडवल	A	११५३०.६२	१०७००.०९
२) राखीव व इतर निधी	B	६८७८७.४७	६२२२१.२३
३) ठेवी व इतर खाती	C	८१२२०५.४८	७१८०३८.१०
४) घेतलेली कर्जे	D	३३०३७.३७	३१८४३.९०
५) इतर देणी वसुलीची बिले (येणे बाजूप्रमाणे)		९२३३.४३	९१९५.३९
६) शाखा जुळवणी		-	२२.६२
७) थकीत व्याज तरतूद		६१६३.०३	८०४२.९१
८) देणे व्याज		१७२७.५८	१५८५.५८
९) इतर देणी	E	४०९२८.७४	३५५५५.२७
१०) ऑमोर्टायझेशन रिझर्व	F	२९२९.५०	२९२९.५०
११) नफा / तोटा	G	०.५५	०.५१
एकूण		९८६५४३.७७	८८०१३५.१०
संभाव्य देणी	O	४५२०७.०६	४२३२९.७९

sd/-

श्री. सी. नंदगोपाल मेनन  
अध्यक्ष

sd/-

श्री. प्र. द. ठाकूर  
उपाध्यक्ष

- संचालक -

श्री. वि. अ. वैशंपायन, सौ. अ. रा. आपटे, श्री. र. खु. अगरवाल, श्री. र. खु. कनानी,  
श्री. म. ध. खुताडे, श्री. ना. द. मांडगे, श्री. वि. म. पत्की, कु. क. के. राईलकर, श्री. दि. य. सुळे, श्री. विनोदकुमार बन्सल

# ताळेबंद

(₹ लाखांत)

जिंदगी व येणी	परिशिष्ट	३१ मार्च २०१६ रोजी	३१ मार्च २०१५ रोजी
१) रोख		५०४६.८६	४८२५.१८
२) इतर बँकांमधील शिल्लक	H	१५७३१५.३९	१३३८१२.६०
३) मागणी योग्य ठेव/सीबीएल्ओ लेंडिंग		६५००.००	-
४) गुंतवणूक	I	२७२५३७.९५	२३८५०२.२२
५) दिलेली कर्जे	J	४७५६८०.४३	४४०८४६.७९
६) येणे व्याज			
अ) गुंतवणूक व कर्मचारी कर्जे	K	११८४९.६६	१०६३२.४५
ब) बुडीत व संशयित कर्जावरील (देणे बाजू प्रमाणे)		६१६३.०३	८०४२.९१
७) शाखा जुळवणी		१३.३३	-
८) इतर देणी वसुलीची बिले (देणे बाजूप्रमाणे)		९२३३.४३	९१९५.३९
९) स्थावर मालमत्ता	L	६६५०.८५	६९५२.३९
१०) भांडवली खर्च (प्रलंबित)		१०५२.३८	९५.३३
११) डिफर्ड टॅक्स येणी (निव्वळ)		१३९१.१६	१११०.२५
१२) इतर जिंदगी	M	३०१७९.८०	२३१९०.०९
१३) कॉस्ट ऑफ अॅक्विझिशन	N	२९२९.५०	२९२९.५०
एकूण		९८६५४३.७७	८८०१३५.१०

आमच्या याच तारखेच्या अहवालानुसार  
गोखले आणि साठे  
चार्टर्ड अकाउन्टंटस्  
फर्म नं. १०३२६४W

sd/-

श्री. राहुल जोगळेकर  
भागीदार  
मै.नं. १२९३८९

टीजेएस्बी सहकारी बँक लिमिटेड करिता

sd/-

श्री. सु. प्र. साठे  
व्यवस्थापकीय संचालक व  
मुख्य कार्यकारी अधिकारी





# परिशिष्ट

(₹ लाखांत)

	३१ मार्च २०१६ रोजी	३१ मार्च २०१५ रोजी
<b>परिशिष्ट A - भांडवल</b>		
अधिकृत भांडवल १०,००,००,००० भाग प्रत्येकी ₹ ५०/- चे	५००००.००	५००००.००
<b>भरणा झालेले भांडवल</b>		
अ) वैयक्तिक - १८०४०८६१ भाग प्रत्येकी ₹ ५०/- चे	९०२०.४३	८३८७.२९
ब) सहकारी संस्था/राज्य सरकार - ० भाग प्रत्येकी ₹ ५०/- चे	-	-
क) इतर - ५०२०३७२ भाग प्रत्येकी ₹ ५०/- चे	२५१०.१९	२३१२.८०
<b>एकूण</b>	<b>११५३०.६२</b>	<b>१०७००.०९</b>
<b>परिशिष्ट B - राखीव व इतर निधी</b>		
i) वैधानिक राखीव निधी	२९६५०.११	२८४९८.४४
ii) इमारत निधी	२४००.००	२४००.००
iii) बुडीत व संशयित कर्ज निधी	१७५९६.४३	१३०६१.७४
iv) उत्पादक जिंदगीसाठी संभाव्य तरतूद	१८०३.९०	१६२९.९०
v) गुंतवणूक चढ-उतार निधी	५९६२.४६	५९६२.४६
vi) सभासद कल्याण निधी	६६.८४	८१.२९
vii) सर्वसाधारण निधी	३४९९.१२	३४९४.१२
viii) विशेष निधी (आयकर कायदा, १९६१ कलम ३६ (१) (viii) अन्वये)	२७८५.००	२४५३.००
ix) बुडीत व संशयित गुंतवणुकीसाठी तरतूद	४४.३५	४४.३५
x) धर्मादाय निधी	४४.०५	१०१.२०
xi) संभाव्य निधी	४९३५.२१	४४९४.७३
<b>एकूण</b>	<b>६८७८७.४७</b>	<b>६२२२१.२३</b>
<b>परिशिष्ट C - ठेवी व इतर खाती</b>		
<b>१. चालू ठेवी</b>		
i) वैयक्तिक ठेवीदार	४०१५७.१०	३४२७३.७७
ii) इतर सोसायटीज्	९०४.७३	१००३.१२
<b>एकूण</b>	<b>४१०६१.८३</b>	<b>३५२७६.८९</b>
<b>२. बचत ठेवी</b>		
i) वैयक्तिक ठेवीदार	१४१८५९.९०	१२५५५०.२१
ii) इतर सोसायटीज्	६१८६.४५	५४०७.७९
<b>एकूण</b>	<b>१४८०४६.३५</b>	<b>१३०९५८.००</b>
<b>३. मुदत ठेवी</b>		
i) वैयक्तिक ठेवीदार	५४४८५५.६२	४७८४०३.४७
ii) इतर सोसायटीज्	५४४२५.७७	४७६२६.६८
<b>एकूण</b>	<b>५९९२८१.३९</b>	<b>५२६०३०.१५</b>
<b>४. मुदतपूर्ण मुदत ठेवी</b>	<b>एकूण</b>	<b>एकूण</b>
	२३८१५.९१	२५७७३.०६
<b>एकूण (१+२+३+४)</b>	<b>८१२२०५.४८</b>	<b>७१८०३८.१०</b>



## परिशिष्ट

(₹ लाखांत)

	३१ मार्च २०१६ रोजी	३१ मार्च २०१५ रोजी
<b>परिशिष्ट D - घेतलेली कर्जे</b>		
i) राष्ट्रीय आवास बँकेकडून कर्ज (गृहकर्जाने सुरक्षित)	-	५४०.००
ii) सीबीएलओ (सरकारी रोखे व टीबिलने सुरक्षित)	२३०३७.३७	१८३०३.९१
iii) मुदत ठेवीवरील कर्ज	-	२९९९.९९
iv) दीर्घकालीन (सबॉर्डिनेटेड) मुदत ठेव (TIER-II)	१००००.००	१००००.००
<b>एकूण</b>	<b>३३०३७.३७</b>	<b>३१८४३.९०</b>
<b>परिशिष्ट E - (१) इतर देणी</b>		
i) वैयक्तिक ठेवीदार किरकोळ देणी (संड्री क्रेडीटर्स)	१३५७.४६	१२६६.५६
ii) स्टॅच्युटरी पेएबल्	६३६.६१	१८०.४७
iii) आगाऊ आलेले व्याज	३१.९४	३९.७०
iv) पे स्लीप पेएबल्	१९६१.२९	१७२२.०७
v) ड्राफ्ट पेएबल्	४३.०९	५.४१
vi) शेअर सस्पेंस/नाममात्र सभासद शुल्क	०.१५	०.०१
vii) लोन क्लिअरिंग अॅडजेस्टमेंट / क्लिअरिंग अॅडजेस्टमेंट	१३.७६	२१.१२
viii) देय लाभांश	१७२९.५२	१६१५.९६
ix) शेअर्स कलेक्शन अकाउन्ट (अॅक्वायर्ड बॅक्स)	१०४०.७७	१०४०.७७
x) कर्मचारी सानुग्रह निधी	७८६.५६	६११.७६
xi) एन्.एफ्.एस्./आय.एम.पी.एस./पी.ओ.एस. सेटलमेंट अकाउन्ट	९९.२३	८९.०८
xii) व्याजाचे भांडवलीकरण	७८.०२	७८.०२
xiii) सहकारी शिक्षण निधी	४४.०५	१९४.७१
xiv) इ इ एफ् सी शिल्लक	११२८.८०	१८२७.८६
xv) रिव्हर्स रेपो अंतर्गत देय तारणपत्रे	४६८०.००	-
<b>एकूण</b>	<b>१३६३१.२५</b>	<b>८६९३.५०</b>
<b>परिशिष्ट E- (२) इतर तरतूद</b>		
i) आयकर तरतूद	१७९३६.०२	१६९८७.४०
ii) इतर मालमत्तेसाठी तरतूद	४७२२.३६	४७२२.३६
iii) लीव्ह बँक खाते तरतूद	५९.१२	४७.९२
iv) बुडीत व संशयीत कर्जांची तरतूद	४०५४.२६	४६७३.०५
v) पुनर्चित कर्जांची तरतूद	५१४.००	४३१.०४
vi) फसवणूकीच्या दाव्यांसाठीची तरतूद	११.७३	-
<b>एकूण</b>	<b>२७२९७.४९</b>	<b>२६८६१.७७</b>
<b>एकूण (१+२)</b>	<b>४०९२८.७४</b>	<b>३५५५५.२७</b>



## परिशिष्ट

(₹ लाखांत)

	३१ मार्च २०१६ रोजी	३१ मार्च २०१५ रोजी
<b>परिशिष्ट F- अॅमोर्टायझेशन रिझर्व</b>		
i) नवजीवन नागरी सहकारी बँक लि.	२९८.७६	२९८.७६
ii) श्री सदगुरु जंगली महाराज सहकारी बँक लि.	२६३०.७४	२६३०.७४
<b>एकूण</b>	<b>२९२९.५०</b>	<b>२९२९.५०</b>
<b>परिशिष्ट G - नफा तोटा</b>		
संदर्भ - नफा तोटा वाटणी पत्रक आणि नोट्स टू अकाऊन्ट्स	०.५५	०.५१
<b>परिशिष्ट H - इतर बँकांमधील शिल्लक</b>		
<b>१ चालू ठेवी</b>		
i) रिझर्व बँक ऑफ इंडिया शिल्लक	३३२१७.७१	३५७६७.५४
ii) स्टेट बँक आणि इतर राष्ट्रीयकृत बँका	३०३४.५२	१८५०.०२
iii) राज्य सहकारी बँक	०.५५	०.४८
iv) जिल्हा मध्यवर्ती सहकारी बँक	०.२७	०.२२
v) इतर बँका	३९६७.३६	४२६६.८७
vi) परदेशातील बँकांमधील शिल्लक	२१२७.३०	२६४१.२४
<b>एकूण</b>	<b>४२३४७.७१</b>	<b>४४५२६.३७</b>
<b>२ मुदत ठेवी</b>		
i) राज्य/जिल्हा मध्यवर्ती सहकारी बँक मुदत ठेवी	१.००	१.००
ii) स्टेट बँक आणि इतर राष्ट्रीयकृत बँका मुदत ठेवी	६३३४९.९३	६४२३७.२२
iii) इतर बँका मुदत ठेवी (पैकी ₹ ३५०००.००(लाखांत) च्या मुदतठेवी ओव्हरड्राफ्टसाठी तारण ठेवल्या आहेत.)	५१६१६.७५	२५०४८.०१
<b>एकूण</b>	<b>११४९६७.६८</b>	<b>८९२८६.२३</b>
<b>एकूण (१+२)</b>	<b>१५७३१५.३९</b>	<b>१३३८१२.६०</b>
<b>परिशिष्ट I - गुंतवणूक</b>		
i) सरकारी तारणपत्रे		
अ) दर्शनी मूल्य ₹ २४७९२०.५० (लाखांत)		
ब) बाजार मूल्य ₹ २५६९६९.५५ (लाखांत)		
क) रिझर्व फंड गुंतवणूक ₹ २९६५०.११ (लाखांत) (पैकी ₹ ३५९५०.००लाखांत) चे सरकारी तारणपत्रे सीबीएलओसाठी सीसीआयएल यांच्याकडे तारण ठेवले आहेत.)		
ii) इतर सहकारी संस्थांचे शेअर्स	४४.६९	४४.६९
iii) इतर संस्थांचे शेअर्स	२४.९९	-
iv) रोखे व अपरिवर्तनीय तारणपत्रे	१५५१९.५८	१७५१९.५८
v) म्युच्युअल फंडस्	४००.००	४००.००
vi) एल.ए.एफ.रिव्हर्स रेपो	४५००.००	-
vii) ए.सी.आर.ई.सुरक्षा रिसिटस्	२११५.४८	-
<b>एकूण</b>	<b>२७२५३७.९५</b>	<b>२३८५०२.२२</b>



## परिशिष्ट

(₹ लाखांत)

	३१ मार्च २०१६ रोजी	३१ मार्च २०१५ रोजी
<b>परिशिष्ट J - दिलेली कर्जे</b>		
<b>१) अल्प मुदत कर्जे, कॅश क्रेडीट, ओव्हरड्राफ्ट व वसुलीची बिले</b>		
i) सरकारी व इतर मान्यताप्राप्त तारण कर्जे	४३१.७८	३०६.१०
ii) इतर नजरगहाण तारण कर्जे	२१४९७१.४५	१९५१९९.२६
iii) विना तारण कर्जे	५६६१.६१	२४०७.४४
वैयक्तिक कर्जे (मागील वर्षी- ₹ ५२७४३.६४)	६४७०२.२४	
थकबाकी कर्जे (मागील वर्षी- ₹ ७१६९.९४)	९६८३.०१	
बुडीत व संशयित कर्जे (मागील वर्षी- ₹ ९७९२.२६)	१२७८२.२७	
(पूर्ण तरतूद)		
<b>एकूण</b>	<b>२२१०६४.८४</b>	<b>१९७९१२.८०</b>
<b>२) मध्यम मुदत कर्जे</b>		
i) सरकारी व इतर मान्यताप्राप्त तारण कर्जे	६३१.४५	६९५.३९
ii) इतर नजरगहाण तारण कर्जे	५७५७८.८७	५६२९०.३२
iii) विना तारण कर्जे	१५२९५.८३	१३०२९.१९
वैयक्तिक कर्जे (मागील वर्षी- ₹ ४४५६२.०३)	४६५४१.३५	
थकबाकी कर्जे (मागील वर्षी- ₹ १६२०.८३)	१६२०.२४	
बुडीत व संशयित कर्जे (मागील वर्षी- ₹ २२०७.३५)	२१६१.७२	
(पूर्ण तरतूद)		
<b>एकूण</b>	<b>७३५०६.१५</b>	<b>७००१४.९०</b>
<b>३) दीर्घ मुदत कर्जे</b>		
i) सरकारी व इतर मान्यताप्राप्त तारण कर्जे	१७६.४७	१८३.८०
ii) इतर नजरगहाण तारण कर्जे	१७८९७७.५०	१७०६३७.११
iii) विना तारण कर्जे	१९५५.४७	२०९८.१८
वैयक्तिक कर्जे (मागील वर्षी- ₹ ९१०३२.२४)	९६५६६.८४	
थकबाकी कर्जे (मागील वर्षी- ₹ ३५१५.२६)	२८००.९४	
बुडीत व संशयित कर्जे (मागील वर्षी- ₹ ५७२३.५६)	७५६५.६७	
(पूर्ण तरतूद)		
<b>एकूण</b>	<b>१८११०९.४४</b>	<b>१७२९१९.०९</b>
<b>एकूण (१+२+३)</b>	<b>४७५६८०.४३</b>	<b>४४०८४६.७९</b>
<b>परिशिष्ट K - येणे व्याज</b>		
i) गुंतवणुकीवरील	१११७१.३२	१००३५.५७
ii) कर्मचारी गृह कर्जावरील	६७८.३४	५९६.८८
आगाऊ रक्कम ओव्हर ड्यू (₹ ०.६७)	०.००	
रिकव्हरी (₹ ०.००)	०.००	
<b>एकूण</b>	<b>११८४९.६६</b>	<b>१०६३२.४५</b>



परिशिष्ट L - स्थावर व जंगम मालमत्ता

(₹ लाखांत)

मालमत्तेचे वर्णन	ग्राँस ब्लॉक				घसारा				नेट ब्लॉक	
	खरेदी		विक्री/निर्यात/इतर वर्गवारी	अखेरची बाकी	वर्ष आखेर साठी	विक्री/निर्यात/इतर वर्गवारी	पर्याप्त	विक्री/निर्यात/इतर वर्गवारी	पुस्तकी किंमत	पुस्तकी किंमत
	१.१०.२०१५ पूर्वी	१.१०.२०१५ आणि नंतर								
जमीन	-	-	-	५८.१७	-	-	-	-	५८.१७	५८.१७
इमारत	४७.७७	१९.४९	-	४५४९.१०	१८८७.७४	-	२१५२.९०	-	२५९४.०९	२३९६.१९
फर्निचर आणि फिक्स्चर्स	१३४.०९	१००.९९	(९२.४९)	२१३३.३३	८२६.५७	१९७.७३	९६२.१२	(६२.१९)	११६४.१६	११७१.२१
प्लॉट व मशिनरी	१८२.१७	१६३.८३	(१४२.१६)	२८२२.०४	१४०१.०३	३५०.६८	१६४८.१६	(१०३.५५)	१२१७.१७	११७३.८८
संगणक व इतर सामुग्री	१७५.९९	१३२.३४	(१२६.१०)	४३४९.०८	३५६८.२६	४५४.१५	३९०६.६९	(११५.७२)	५९८.५९	४४३.७५
इलेक्ट्रीकल फिटींग	४५.०८	५१.१७	(३८.६४)	७८२.४५	२७८.०३	७५.४१	३२९.५२	(२३.९३)	४४६.८१	४५२.९३
ऑफिस सामुग्री	२.६४	०.२१	(२.४१)	४६.२९	२७.५७	४.५८	३१.३५	(०.८१)	१८.२८	१४.९४
भाडेत्वावरील जागेचा भांडवली खर्च	५७.९४	५१.४५	(२६.८५)	१०७२.२४	२५६.८६	८०.०९	३२५.६८	(११.२७)	७३२.८४	७४६.५५
वाहने	११६.८९	४०.०७	(१०२.५८)	२७७.४९	१५४.०३	८१.३१	१३६.४३	(९८.९१)	६९.०८	१४१.०६
एकूण	७६२.५६	५५९.५५	(५३१.२४)	१६०९०.१७	८४००.१०	१५०९.१३	१४९२.८५	(४१६.३८)	६८९९.२०	६५९८.६८
प्रीमिअम ऑन लीज होल्ड लॅण्ड	-	-	-	६१.९९	८.८०	१.०३	९.८२	-	५३.१९	५२.१६
एकूण	७६२.५६	५५९.५५	(५३१.२४)	१६१५२.१६	८४०८.९०	१५१०.१६	१५०२.६८	(४१६.३८)	६९५२.३९	६६५०.८५

\* यामध्ये १.४.२००८ पूर्वी घेतलेल्या मालमत्तेच्या पुस्तकी किंमतीचा समावेश आहे.



# परिशिष्ट

(₹ लाखांत)

	३१ मार्च २०१६ रोजी	३१ मार्च २०१५ रोजी
<b>परिशिष्ट M - इतर जिंदगी</b>		
i) किरकोळ येणी	७९.०७	१२०.७९
ii) लेखन सामुग्री	१४८.५३	११२.१०
iii) अनामत रक्कम	२२७.३२	२१२.२२
iv) न वापरलेले स्टॅम्प्स	२.३२	१.४०
v) सेवाकर / सेनव्हेंट येणे	१४.२८	२४.४९
vi) जागेसाठी अनामत रक्कम	९३१.६४	७८१.७५
vii) फॉरेक्स पुनर्मूल्यांकन तरतूद	७४.७८	४९.४९
viii) आगाऊ केलेला खर्च	१५४.०२	१५१.०२
ix) आगाऊ भरलेला आयकर	१८१५१.५९	१६७१७.५९
x) अन्य येणी	७८.८७	३८.६५
xi) इतर मालमत्ता	४७२२.३६	४७२२.३६
xii) फन्डेड इंटररेस्ट टर्म लोन	७८.०२	७८.०२
xiii) क्लिअरिंग अॅडजेस्टमेंट अकाउंट	०.६३	१.७७
xiv) ग्रॅच्युएटी प्लॅन अॅसेट (नेट ऑफ प्रोव्हीजन)	३१५.०३	३०.१८
xv) लीव्ह एनकॅशमेंट प्लॅन अॅसेट (नेट ऑफ प्रोव्हीजन)	१६५.३४	११७.८०
xvi) फॉरेक्स इतर जिंदगी	-	-
xvii) आर बी आय डि ई ए एफ क्लेम्स रिसिव्हिबल	१६.८१	३०.४६
xviii) आय.एम.पी.एस.सेटलमेंट -एच.ओ.अकाउंट	४.१८	-
xiv) कर्ज वसुली पोटी खरेदी केलेल्या मिळकती	३३५.०१	-
xx) रिव्हर्स रेपो अंतर्गत घेतलेली तरणपत्रे	४६८०.००	-
<b>एकूण</b>	<b>३०१७९.८०</b>	<b>२३१९०.०९</b>
<b>परिशिष्ट N - कॉस्ट ऑफ अॅक्विझिशन</b>		
i) नवजीवन नागरी सहकारी बँक लि.	२९८.७६	२९८.७६
ii) श्री सदगुरु जंगली महाराज सहकारी बँक लि.	२६३०.७४	२६३०.७४
<b>एकूण</b>	<b>२९२९.५०</b>	<b>२९२९.५०</b>
<b>परिशिष्ट O - संभाव्य देणी</b>		
i) बँक हमी पत्रे	१६४७५.४४	१५४८५.७१
ii) पत पत्रे	९८४९.०६	८०२१.६०
iii) बायर्स क्रेडिट	९०५६.३३	३४७२.८२
iv) फॉरवर्ड एक्सचेंज कॉन्ट्रॅक्ट्स	८६३१.२८	१४२९७.६३
v) रक्कम ट्रान्सफर डि इ ए एफ (डि इ ए एफ ला जमा केलेली रक्कम)	११९४.९५	१०५२.०३
<b>एकूण</b>	<b>४५२०७.०६</b>	<b>४२३२९.७९</b>





## PROFIT AND LOSS ACCOUNT FOR

EXPENDITURE	Year ended 31 March 2016	Year ended 31 March 2015
(1) Interest on Deposits	58717.07	52998.00
(2) Interest on Borrowings	1788.83	1915.76
(3) Salaries and Allowances	7922.85	6153.22
(4) Contractual Expenses	170.42	180.21
(5) Outsourcing Expenses	202.63	150.52
(6) Honorarium to Directors	15.27	8.15
(7) Rent, Rates, Taxes, Insurance and Electricity	3625.02	3162.94
(8) Legal and Professional Charges	199.80	228.53
(9) Postage, Telegrams and Telephone Charges	501.69	485.72
(10) Travelling and Conveyance	208.29	224.26
(11) Audit Fees	194.16	168.68
(12) Repairs and Maintenance	534.48	554.82
(13) Depreciation and Amortisation on Fixed Assets	1510.16	1603.17
(14) Amortisation of Premium on Securities	283.41	259.10
(15) Printing and Stationery	274.83	231.30
(16) Advertisement and Promotion	818.50	664.72
(17) Loss on Sale of Assets	69.60	-
(18) Loss on Sale to ARC	75.03	-
(19) Bank Charges	49.30	49.22
(20) Clearing & Encoding Charges	44.08	45.42
(21) Security Charges	406.97	365.74
(22) Other Expenses	1474.02	1098.80
(23) Bad debts Written Off	2614.10	14.55
<b>Balance c/f</b>	<b>81700.51</b>	<b>70562.83</b>



## THE YEAR ENDED 31<sup>st</sup> MARCH 2016

(₹ in Lacs)

I N C O M E	Year ended 31 March 2016	Year ended 31 March 2015
(1) Interest on Advances	55135.42	54186.02
(2) Interest on Investment	31199.24	27363.37
(3) Discount on G-Sec Maturity	122.28	29.76
(4) Dividend on Shares	2.82	13.91
(5) Commission, Exchange and Brokerage	1108.96	822.90
(6) Rent on Safe Deposit Lockers	268.10	247.48
(7) Income from Sale of Securities	1601.32	755.38
(8) Income from Mutual Fund	628.52	-
(9) Profit on Sale of HTM Securities	-	8.91
(10) Other Income	2514.19	2375.86
(11) Foreign Currencies Fluctuation Gain / Loss	410.98	585.63
(12) Written off Bad Debts Recovered	29.28	14.07
(13) BDDR Written Back	2614.10	14.55
(14) Income from Data Centre Sharing	274.54	263.39
(15) Income from Sale of Software	-	21.00
(16) IT Consultancy Fees	13.54	14.00
(17) Profit on Sale of Asset	-	52.14
<b>Balance c/f</b>	<b>95923.29</b>	<b>86768.37</b>



## PROFIT AND LOSS ACCOUNT FOR

EXPENDITURE	Year ended 31 March 2016	Year ended 31 March 2015
Profit Brought Forward	81700.51	70562.83
(24) PROVISIONS AND CONTINGENCIES		
A) Bad & Doubtful Debts		
i) Amount Provided for Bad and Doubtful Debts	900.00	1130.00
ii) Expenditure Provision & Contingencies	-	6.93
iii) Provision for Restructured Advance	82.96	(34.96)
B) Contingent provision against Std. assets	174.00	230.00
(25) PROFIT BEFORE TAX	13065.82	14873.57
Income Tax	3296.00	4707.44
Short / Excess provision of last year	16.39	244.62
Deferred Tax	(280.91)	(198.12)
<b>PROFIT FOR THE YEAR CARRIED DOWN</b>	<b>10034.34</b>	<b>10119.63</b>
<b>TOTAL</b>	<b>95923.29</b>	<b>86768.37</b>

Basic and Diluted Earning per Shares (EPS) ₹

45.58

49.92

sd/-  
**Shri. C. N. Menon**  
Chairman

sd/-  
**Shri. P. D. Thakur**  
Vice-chairman

### - Directors -

Shri. V. A. Vaishampayan, Mrs. A. R. Apte, Shri. R. K. Agarwal, Shri. R. K. Kanani,  
Shri. M. D. Khutade, Shri. N. D. Mandge, Shri. V. M. Patki, Miss K. K. Railkar, Shri. D. Y. Sule, Shri. Vinodkumar Bansal



## THE YEAR ENDED 31<sup>st</sup> MARCH 2016

(₹ in Lacs)

I N C O M E	Year ended 31 March 2016	Year ended 31 March 2015
Profit Brought Forward	95923.29	86768.37
<b>TOTAL</b>	<b>95923.29</b>	<b>86768.37</b>

As per our report of even date annexed  
For **GOKHALE & SATHE**  
Chartered Accountants  
(FRN : 103264W)

sd/-

**CA Rahul P. Joglekar**  
Partner  
Mem. No. 129389

For **TJSB Sahakari Bank Limited**

sd/-

**Shri. S. P. Sathe**  
Managing Director &  
Chief Executive Officer



## PROFIT AND LOSS APPROPRIATION ACCOUNT

PARTICULARS	Year ended 31 March 2016	Year ended 31 March 2015
<b>Appropriations subject to AGM approval</b>		
Statutory Reserve Fund	1101.21	2529.91
General Reserve	4.00	146.25
Investment Fluctuation Reserve	-	88.00
Proposed Dividend to Shareholders	1650.00	1530.00
Charitable Fund - 1%	44.05	101.20
Members Welfare Fund	10.00	10.00
Co-operative Education Fund - 1%	44.05	101.19
Contingency Reserve - 10%	440.49	1012.00
Ex-Gratia to Employees	778.50	606.00
Bad & Doubtful Debts Fund	5630.00	3600.00
Special Reserve (u/s 36(1) (viii) of Income Tax Act, 1961)	332.00	395.00
	<b>10034.30</b>	<b>10119.55</b>
<b>NET PROFIT CARRIED TO BALANCE SHEET</b>	0.55	0.51
<b>TOTAL</b>	<b>10034.85</b>	<b>10120.06</b>

sd/-  
**Shri. C. N. Menon**  
Chairman

sd/-  
**Shri. P. D. Thakur**  
Vice-chairman

**- Directors -**

Shri. V. A. Vaishampayan, Mrs. A. R. Apte, Shri. R. K. Agarwal, Shri. R. K. Kanani,  
Shri. M. D. Khutade, Shri. N. D. Mandge, Shri. V. M. Patki, Miss K. K. Railkar, Shri. D. Y. Sule, Shri. Vinodkumar Bansal



## FOR THE YEAR ENDED 31<sup>st</sup> MARCH 2016

(₹ in Lacs)

PARTICULARS	Year ended 31 March 2016	Year ended 31 March 2015
Profit Brought Forward	10034.34	10119.63
Profit of last year	0.51	0.43
<b>TOTAL</b>	<b>10034.85</b>	<b>10120.06</b>

As per our report of even date annexed  
For **GOKHALE & SATHE**  
Chartered Accountants  
(FRN : 103264W)

sd/-

**CA Rahul P. Joglekar**  
Partner  
Mem. No. 129389

For **TJSB Sahakari Bank Limited**

sd/-

**Shri. S. P. Sathe**  
Managing Director &  
Chief Executive Officer





## BALANCE SHEET AS ON

CAPITAL & LIABILITIES	Schedule	As on 31 March 2016	As on 31 March 2015
(1) CAPITAL	A	11530.62	10700.09
(2) RESERVE FUND AND OTHER RESERVES	B	68787.47	62221.23
(3) DEPOSITS AND OTHER ACCOUNTS	C	812205.48	718038.10
(4) BORROWINGS	D	33037.37	31843.90
(5) BILLS FOR COLLECTION BEING BILLS RECEIVABLE (as per Contra)		9233.43	9195.39
(6) BRANCH ADJUSTMENTS		-	22.62
(7) OVERDUE INTEREST RESERVE		6163.03	8042.91
(8) INTEREST PAYABLE		1727.58	1585.58
(9) OTHER LIABILITIES & PROVISIONS	E	40928.74	35555.27
(10) AMORTISATION RESERVE	F	2929.50	2929.50
(11) PROFIT & LOSS	G	0.55	0.51
<b>GRAND TOTAL</b>		<b>986543.77</b>	<b>880135.10</b>
<b>CONTINGENT LIABILITIES</b>	O	45207.06	42329.79

sd/-  
**Shri. C. N. Menon**  
Chairman

sd/-  
**Shri. P. D. Thakur**  
Vice-chairman

### - Directors -

Shri. V. A. Vaishampayan, Mrs. A. R. Apte, Shri. R. K. Agarwal, Shri. R. K. Kanani,  
Shri. M. D. Khutade, Shri. N. D. Mandge, Shri. V. M. Patki, Miss K. K. Railkar, Shri. D. Y. Sule, Shri. Vinodkumar Bansal



# 31<sup>st</sup> MARCH 2016

(₹ in Lacs)

PROPERTY & ASSETS	Schedule	As on 31 March 2016	As on 31 March 2015
(1) CASH ON HAND		5046.86	4825.18
(2) BALANCES WITH OTHER BANKS	H	157315.39	133812.60
(3) MONEY AT CALL & SHORT NOTICE / CBLO		6500.00	-
(4) INVESTMENTS	I	272537.95	238502.22
(5) ADVANCES	J	475680.43	440846.79
(6) INTEREST RECEIVABLE			
(a) on Investments and Staff Loan	K	11849.66	10632.45
(b) on Advances (considered bad & doubtful of recovery) (as per Contra)		6163.03	8042.91
(7) BRANCH ADJUSTMENTS		13.33	-
(8) BILLS RECEIVABLE BEING BILLS FOR COLLECTION (as per Contra)		9233.43	9195.39
(9) FIXED ASSETS	L	6650.85	6952.39
(10) CAPITAL WORK IN PROGRESS		1052.38	95.33
(11) DEFERRED TAX ASSET (NET)		1391.16	1110.25
(12) OTHER ASSETS	M	30179.80	23190.09
(13) COST OF ACQUISITION	N	2929.50	2929.50
<b>GRAND TOTAL</b>		<b>986543.77</b>	<b>880135.10</b>

As per our report of even date annexed  
For **GOKHALE & SATHE**  
Chartered Accountants  
(FRN : 103264W)

sd/-

**CA Rahul P. Joglekar**  
Partner  
Mem. No. 129389

For TJSB Sahakari Bank Limited

sd/-

**Shri. S. P. Sathe**  
Managing Director &  
Chief Executive Officer



## SCHEDULES

(₹ in Lacs)

	As on 31 March 2016	As on 31 March 2015
<b>SCHEDULE A - CAPITAL</b>		
<b>Authorised Capital</b>		
10,00,00,000 Shares of ₹ 50/- each	50000.00	50000.00
<b>Issued, Subscribed and Paid-up Capital</b>		
a) Individual - 18040861 Shares of ₹ 50/- each	9020.43	8387.29
b) Co-op. Institutions / State Govt. - 0 - Shares of ₹ 50/- each	-	-
c) Others - 5020372 Shares of ₹ 50/- each	2510.19	2312.80
<b>Total</b>	<b>11530.62</b>	<b>10700.09</b>
<b>SCHEDULE B - RESERVE FUND AND OTHER RESERVES</b>		
i) Statutory Reserve	29650.11	28498.44
ii) Building Fund	2400.00	2400.00
iii) Bad & Doubtful Debts Reserve	17596.43	13061.74
iv) Contingent Provision Against Standard Assets	1803.90	1629.90
v) Investment Fluctuation Reserve	5962.46	5962.46
vi) Members Welfare Fund	66.84	81.29
vii) General Reserve	3499.12	3494.12
viii) Special Reserve (u/s 36 (1) (viii) of Income Tax Act, 1961)	2785.00	2453.00
ix) Provision for Bad & Doubtful Investments	44.35	44.35
x) Charitable Fund	44.05	101.20
xi) Contingency Reserve	4935.21	4494.73
<b>Total</b>	<b>68787.47</b>	<b>62221.23</b>
<b>SCHEDULE C - DEPOSITS AND OTHER ACCOUNTS</b>		
<b>I Current Deposits</b>		
i) Individuals & Others	40157.10	34273.77
ii) Other societies	904.73	1003.12
<b>Total</b>	<b>41061.83</b>	<b>35276.89</b>
<b>II Savings Deposits</b>		
i) Individuals & Others	141859.90	125550.21
ii) Other societies	6186.45	5407.79
<b>Total</b>	<b>148046.35</b>	<b>130958.00</b>
<b>III Term Deposits</b>		
i) Individuals & Others	544855.62	478403.47
ii) Other societies	54425.77	47626.68
<b>Total</b>	<b>599281.39</b>	<b>526030.15</b>
<b>IV Matured Deposits</b>		
<b>Total</b>	23815.91	25773.06
<b>Total (I)+(II)+(III)+(IV)</b>	<b>812205.48</b>	<b>718038.10</b>



## SCHEDULES

(₹ in Lacs)

	As on 31 March 2016	As on 31 March 2015
<b>SCHEDULE D - BORROWINGS</b>		
i) Refinance from National Housing Bank (Secured Against Eligible Housing Loan Portfolio)	-	540.00
ii) CBLO Borrowings from CCIL (Secured Against G-Sec & T-Bills)	23037.37	18303.91
iii) Overdraft against Fixed Deposit	-	2999.99
iv) Long Term (Subordinated) Deposits from Public (TIER-II)	10000.00	10000.00
<b>Total</b>	<b>33037.37</b>	<b>31843.90</b>
<b>SCHEDULE E - (I) OTHER LIABILITIES</b>		
i) Sundry Creditors	1357.46	1266.56
ii) Statutory Liabilities Payable	636.61	180.47
iii) Advance Interest received	31.94	39.70
iv) Payslip Payable	1961.29	1722.07
v) Draft Payable	43.09	5.41
vi) Share Suspense / Nominal Membership fee	0.15	0.01
vii) Loan Clearing Adjustment / Clearing Adjustment	13.76	21.12
viii) Dividend Payable	1729.52	1615.96
ix) Share Collection Account - [ Acquired Banks ]	1040.77	1040.77
x) Ex-gratia	786.56	611.76
xi) NFS / IMPS / POS Settlement account	99.23	89.08
xii) Sundry Liabilities Account (Interest Capitalisation)	78.02	78.02
xiii) Co-operative Education Fund	44.05	194.71
xiv) Balance with Correspondents EEFC A/C	1128.80	1827.86
xv) Security Deliverable Under Reverse Repo	4680.00	-
<b>Total</b>	<b>13631.25</b>	<b>8693.50</b>
<b>SCHEDULE E - (II) OTHER PROVISIONS</b>		
i) Provision for Income Tax	17936.02	16987.40
ii) Provision for Miscellaneous Asset	4722.36	4722.36
iii) Provision for Leave Bank Account	59.12	47.92
iv) Provision for Bad and Doubtful Debts	4054.26	4673.05
v) Provision for Restructured Advances	514.00	431.04
vi) Provision for Fraud under Claims	11.73	-
<b>Total</b>	<b>27297.49</b>	<b>26861.77</b>
<b>Total (I)+(II)</b>	<b>40928.74</b>	<b>35555.27</b>



## SCHEDULES

(₹ in Lacs)

	As on 31 March 2016	As on 31 March 2015
<b>SCHEDULE F - AMORTISATION RESERVE</b>		
i) Navjeevan Nagari Sahakari Bank Ltd.	298.76	298.76
ii) Shree Sadguru Jangli Maharaj Sahakari Bank Ltd.	2630.74	2630.74
<b>Total</b>	<b>2929.50</b>	<b>2929.50</b>
<b>SCHEDULE G - PROFIT &amp; LOSS</b>		
Refer to Profit and Loss Appropriation Account and note in Notes to Account	0.55	0.51
<b>SCHEDULE H - BALANCES WITH OTHER BANK</b>		
<b>I Current Deposits</b>		
i) Balances with Reserve Bank of India	33217.71	35767.54
ii) Balances with SBI and Nationalised Banks	3034.52	1850.02
iii) Balances with State Co-operative Bank	0.55	0.48
iv) Balances with District Central Co-operative Banks	0.27	0.22
v) Balances with Other Banks	3967.36	4266.87
vi) Balances with Banks Abroad	2127.30	2641.24
<b>Total</b>	<b>42347.71</b>	<b>44526.37</b>
<b>II Fixed Deposits</b>		
i) Fixed Deposit with State / District Central Co-op Banks	1.00	1.00
ii) Fixed Deposit with SBI and Nationalised Banks	63349.93	64237.22
iii) Fixed Deposit with Other Banks	51616.75	25048.01
(Of the above Deposits of ₹ 35000.00 (in lacs) are given as security for overdraft facility from BOB, BOM)		
<b>Total</b>	<b>114967.68</b>	<b>89286.23</b>
<b>Total (I)+(II)</b>	<b>157315.39</b>	<b>133812.60</b>
<b>SCHEDULE I - INVESTMENTS</b>		
i) Government Securities	249933.21	220537.95
(a) Face Value ₹ 247920.50 (in lacs)		
(b) Market Value ₹ 256969.55 (in lacs)		
(c) Reserve Fund Investment ₹ 29650.11 (in lacs) (Of the above G-Sec of FV ₹ 35950.00 (in lacs) are given as security for CBLO facility from CCIL)		
ii) Shares in other Co-op. Institutions	44.69	44.69
iii) Shares in other Institutions	24.99	-
iv) Bonds & NCDs	15519.58	17519.58
v) Mutual Funds	400.00	400.00
vi) LAF Reverse Repo	4500.00	-
vii) ACRE Security Receipts	2115.48	-
<b>Total</b>	<b>272537.95</b>	<b>238502.22</b>



## SCHEDULES

(₹ in Lacs)

	As on 31 March 2016	As on 31 March 2015
<b>SCHEDULE J - ADVANCES</b>		
<b>I Short term loans, cash credits, overdrafts and bills discounted of which secured against</b>		
i) Govt. and Other approved Securities	431.78	306.10
ii) Other Tangible Securities	214971.45	195199.26
iii) Unsecured Advances/Surety Loans with or without Collateral Securities	5661.61	2407.44
Of the advances, amount due from individuals [P.Y. ₹ 52743.64]	64702.24	
Of the advances, amount overdue [P.Y. ₹ 7169.94]	9683.01	
Considered Bad and Doubtful of recovery [P.Y. ₹ 9792.26] [Fully Provided for]	12782.27	
<b>Total</b>	<b>221064.84</b>	<b>197912.80</b>
<b>II Medium Term Loans of which secured against</b>		
i) Govt. and Other approved Securities	631.45	695.39
ii) Other Tangible Securities	57578.87	56290.32
iii) Unsecured Advances/Surety Loans with or without Collateral Securities	15295.83	13029.19
Of the advances, amount due from individuals [P.Y. ₹ 44562.03]	46541.35	
Of the advances, amount overdue [P.Y. ₹ 1620.83]	1620.24	
Considered Bad and Doubtful of recovery [P.Y. ₹ 2207.35] [Fully Provided for]	2161.72	
<b>Total</b>	<b>73506.15</b>	<b>70014.90</b>
<b>III Long Term Loans of which secured against</b>		
i) Govt. and Other approved Securities	176.47	183.80
ii) Other Tangible Securities	178977.50	170637.11
iii) Unsecured Advances/Surety Loans with or without Collateral Securities	1955.47	2098.18
Of the advances, amount due from individuals [P. Y. ₹ 91032.24]	96566.84	
Of the advances, amount overdue [P.Y. ₹ 3515.26]	2800.94	
Considered Bad and Doubtful of recovery [P.Y. ₹ 5723.56] [Fully Provided for]	7565.67	
<b>Total</b>	<b>181109.44</b>	<b>172919.09</b>
<b>Total (I)+(II)+(III)</b>	<b>475680.43</b>	<b>440846.79</b>
<b>SCHEDULE K - INTEREST RECEIVABLE</b>		
i) On Investments	11171.32	10035.57
ii) On Staff Housing Loans	678.34	596.88
Of the advances, amount overdue [P.Y. ₹ 0.67 ]	0.00	
Considered Bad and Doubtful of recovery [P.Y. ₹ 0.00 ]	0.00	
<b>Total</b>	<b>11849.66</b>	<b>10632.45</b>



**SCHEDULE L - FIXED ASSETS**

(₹ in Lacs)

ASSET DESCRIPTION	GROSS BLOCK						DEPRECIATION / AMORTISATION				NET BLOCK	
	* Opening Balance Cost as on 01.04.2015	Addition		Sale / Transfer / Write off / Other Adjustments	Closing Balance Cost as on 31.03.2016	Opening Balance As on 01.04.2015	For the year ended 31.03.2016	Sale / Transfer / Write off / Other Adjustments	Closing Balance As on 31.03.2016	WDV as on 01.04.2015	WDV as on 31.03.2016	
		Before 01.10.2015	On or After 01.10.2015									
LAND	58.17	-	-	-	58.17	-	-	-	-	58.17	58.17	
PREMISES	4481.83	47.77	19.49	-	4549.10	1887.74	265.16	-	2152.90	2594.09	2396.19	
FURNITURE & FIXTURE	1990.73	134.09	100.99	(92.49)	2133.33	826.57	197.73	(62.19)	962.12	1164.16	1171.21	
PLANT & MACHINERY	2618.20	182.17	163.83	(142.16)	2822.04	1401.03	350.68	(103.55)	1648.16	1217.17	1173.88	
COMPUTER & PERIPHERALS	4166.85	175.99	132.34	(126.10)	4349.08	3568.26	454.15	(115.72)	3906.69	598.59	443.75	
ELECTRICAL FITTING	724.85	45.08	51.17	(38.64)	782.45	278.03	75.41	(23.93)	329.52	446.81	452.93	
OFFICE EQUIPMENT	45.85	2.64	0.21	(2.41)	46.29	27.57	4.58	(0.81)	31.35	18.28	14.94	
CAPITAL EXPENDITURE ON RENTAL PREMISES	989.70	57.94	51.45	(26.85)	1072.24	256.86	80.09	(11.27)	325.68	732.84	746.55	
VEHICLES	223.11	116.89	40.07	(102.58)	277.49	154.03	81.31	(98.91)	136.43	69.08	141.06	
<b>SUB TOTAL</b>	<b>15299.30</b>	<b>762.56</b>	<b>559.55</b>	<b>(531.24)</b>	<b>16090.17</b>	<b>8400.10</b>	<b>1509.13</b>	<b>(416.38)</b>	<b>9492.85</b>	<b>6899.20</b>	<b>6598.68</b>	
PERMIUM ON LEASE HOLD LAND	61.99	-	-	-	61.99	8.80	1.03	-	9.82	53.19	52.16	
<b>TOTAL</b>	<b>15361.29</b>	<b>762.56</b>	<b>559.55</b>	<b>(531.24)</b>	<b>16152.16</b>	<b>8408.90</b>	<b>1510.16</b>	<b>(416.38)</b>	<b>9502.68</b>	<b>6952.39</b>	<b>6650.85</b>	

\* Includes WDV of Assets acquired prior to 01.04.2008



## SCHEDULES

(₹ in Lacs)

	As on 31 March 2016	As on 31 March 2015
<b>SCHEDULE M - OTHER ASSETS</b>		
i) Sundry Debtors	79.07	120.79
ii) Stock of Stationery	148.53	112.10
iii) Security Deposits	227.32	212.22
iv) Unused Stamps	2.32	1.40
v) Service Tax / CENVAT Receivable	14.28	24.49
vi) Deposit for Premises	931.64	781.75
vii) Forex Deal Revaluation Provision	74.78	49.49
viii) Prepaid Expenses	154.02	151.02
ix) Advance Income Tax	18151.59	16717.59
x) Other receivables	78.87	38.65
xi) Miscellaneous Assets	4722.36	4722.36
xii) Funded Interest Term Loan	78.02	78.02
xiii) Clearing Adjustment Account	0.63	1.77
xiv) Gratuity Plan Assets (Net of Provision)	315.03	30.18
xv) Leave Encashment Plan Assets (Net of Provision)	165.34	117.80
xvi) Forex current assets	-	-
xvii) RBI DEAF claims receivable	16.81	30.46
xviii) IMPS Settlement - HO A/C	4.18	-
xix) Non Banking Assets Acq. in Satisfaction of Claims	335.01	-
xx) Security Purchase under reverse repo	4680.00	-
<b>Total</b>	<b>30179.80</b>	<b>23190.09</b>
<b>SCHEDULE N - COST OF ACQUISITION</b>		
i) Navjeevan Nagari Sahakari Bank Ltd.	298.76	298.76
ii) Shree Sadguru Jangli Maharaj Sahakari Bank Ltd.	2630.74	2630.74
<b>Total</b>	<b>2929.50</b>	<b>2929.50</b>
<b>SCHEDULE O - CONTINGENT LIABILITIES</b>		
i) Bank Guarantees	16475.44	15485.71
ii) Letter of Credit	9849.06	8021.60
iii) Buyer's Credit	9056.33	3472.82
iv) Forward Exchange Contracts	8631.28	14297.63
v) Amount transferred to DEAF (Net of payments made to eligible Depositors)	1194.95	1052.03
<b>Total</b>	<b>45207.06</b>	<b>42329.79</b>



## Notes to financial statements for the year ended 31<sup>st</sup> March, 2016

### I. Summary of significant accounting policies:

#### 1. Basis of preparation :

The financial statements of the Bank have been prepared and presented in accordance with the generally accepted accounting principles in India. The Bank has prepared these financial statements to comply in all material respects with the accounting standards issued by the Institute of Chartered Accountants of India (ICAI) to the extent applicable, applicable statutory provisions under the Banking Regulation Act, 1949 & Multi State Co-operative Societies Act, 2002, circulars and guidelines issued by the Reserve Bank of India (RBI) from time to time and current practices prevalent in the co-operative banking sector in India.

The financial statements have been prepared following the going concern concept on the accrual basis under the historical cost convention. The accounting policies adopted in the current year are consistent with those of previous year except otherwise specified.

#### 2. Use of Estimates :

The preparation of financial statements in conformity with generally accepted accounting principles, requires management to make estimates and assumptions that affect the reported amounts of assets, liabilities, revenues and expenses and the disclosure of contingent liabilities at the end of the reporting period. Although these estimates are based on management's best knowledge of current events and actions, uncertainty about these assumptions and estimates could result in outcomes requiring a material adjustment to the carrying amounts of assets or liabilities in the future periods.

#### 3. Advances :

a. The classification of advances into Standard, Sub-standard, Doubtful and Loss assets as well as provisioning on Standard Advances and Non-Performing Advances has been arrived at on an on-going basis in accordance with the Income Recognition, Assets Classification and Provisioning Norms prescribed by the Reserve Bank of India from time to time.

b. The unrealized interest in respect of advances classified as Non-Performing Advances is disclosed as "Overdue Interest Reserve" as per RBI directives.

c. In addition, a general provision is made on following categories of standard assets as per RBI guidelines, as under:

Category	Provision(%)
Direct advances to agricultural and SME sectors	0.25 %
Commercial and real estate loans	1.00 %
Commercial and real estate loans-residential housing	0.75 %
Other standard advances	0.40 %

d. For restructured accounts, provision is made in accordance with RBI guidelines which require diminution in the fair value of assets to be provided for at the time of restructuring and at each balance sheet date thereafter.

#### 4. Revenue recognition (AS - 9) :

a. Income from Advances - As per RBI directives, in respect of accounts classified as Standard, interest and other income is recognized on accrual basis as and when the same is earned; income from Non-Performing Assets is recognized on realisation and in case of advances with the Recovery Department of the Bank, the recoveries in the accounts are first appropriated towards principal outstanding and then towards interest income.

b. Income from Investments - Interest income from investments is recognized on a time proportion basis considering the face value of investment and the rate applicable. Discount on T-Bills and other discounted instruments is recognized on a straight line basis over the period to maturity.

c. Income from Information Technology Services - Income from data centre sharing / service consultancy agreements with various Co-operative Banks is recognized on accrual basis in terms of the milestones laid down in each agreement. Income from sale of customized software is recognized as and when the license is granted to the counterparties and invoices are raised on them.



d. Commission on sale of life insurance and mutual fund products by the Bank is recognised as and when the products are sold.

e. The commission on Letters of Credit / Guarantees, locker rent, dividends received from shares of co-operative and other institutions and mutual funds, demat charges are accounted on receipt basis.

## 5. Fixed Assets :

a. Fixed Assets, other than those that have been revalued are carried at historical cost less amortisation / depreciation accumulated thereon. Cost comprises of purchase price, including non-refundable taxes and any directly attributable cost of bringing the asset to its working condition for intended use. Any trade discount, rebates are deducted in arriving at the purchase price.

b. Revalued assets are carried at revalued amounts less amortisation / depreciation accumulated thereon. Surplus arising out of revaluation is reflected under Revaluation Reserve in the balance sheet.

c. Gains or Losses arising from derecognition of fixed assets are measured as difference between the net proceeds on disposal and carrying amount of the assets and are recognized in the profit and loss account when the asset is derecognised.

d. Impairment: The Carrying amounts of assets are reviewed at each balance sheet date for any indication of impairment based on internal / external factors. An impairment loss is recognized wherever the carrying amount of an asset exceeds its recoverable amount. The recoverable amount is the greater of the asset's net selling price and value in use.

## 6. Depreciation on Fixed Assets:

a. The depreciation on fixed assets is calculated on the basis of methods and rates as mentioned below:

Particulars	Method of depreciation	Rate of Depreciation
Furniture and Fixture	Written Down value	15 %
Furniture and Fixture (safe deposit vault)	Written Down value	25 %
Plant and Machinery	Written Down value	25 %
Electrical Fittings	Written Down value	15 %
Leasehold Land	At Amortised Value over the Lease Term.	
Office Premises	Written Down value	10 %
Capital expenditure on Rental Premises	Written Down value	10 %
Office Equipment	Written Down value	25 %
Vehicles	Straight Line	30 %
Computers and Peripherals	Straight Line	33.33% (as per RBI directive)

b. Depreciation on revalued amount is debited to Revaluation Reserve and depreciation on cost is debited to Profit and Loss A/c.

c. Computer and Peripherals used for providing technological services are depreciated on a straight line basis over the period of contract.

d. The depreciation on assets acquired prior to October 1<sup>st</sup>, is provided for the whole year otherwise the same are depreciated at 50% of the normal rates except depreciation on vehicles which is provided for full year in the year of acquisition irrespective of date of acquisition.

e. No depreciation is provided on assets sold during the year to third parties. In respect of assets sold to employees, depreciation as per normal rates is provided.

f. Assets individually costing less than ₹ 5000 are not capitalized but charged to the profit & loss account in the year of purchase.

g. Lease premium paid for acquisition of land is amortised over the remaining primary lease term.

## 7. Foreign Exchange Transactions:

a. Transactions denominated in foreign currency are accounted for at the rates prevailing on the date of the transaction. Monetary foreign currency assets and liabilities reflected in the balance sheet on the date are translated at the rates notified by Foreign Exchange Dealers Association of India (FEDAI). The profit / loss due to revaluation are recognised in the Profit and Loss account.



**b.** The outstanding spot and forward contracts are revalued at the rates notified by FEDAI. The resulting profit / loss is included in Profit and Loss account as per FEDAI / RBI guidelines.

**c.** Contingent liabilities on account of foreign exchange contracts, guarantees, acceptances, endorsements and other obligations denominated in foreign currencies are disclosed at closing rates of exchange notified by FEDAI.

#### **8. Investments :**

**a.** Investments other than Term Deposits with Banks /Institutions/Mutual Fund/Certificate of Deposits and Shares of Co-op and Other Institutions are classified into “Held for Trading” (HFT), “Available for Sale” (AFS) and “Held to Maturity” (HTM) categories in accordance with the Reserve Bank of India (RBI) guidelines on Classification and Valuation of Investments for Primary (Urban) Co-operative Banks.

**b.** For the purpose of disclosure in the Balance Sheet, Investments have been classified under four groups as required under RBI guidelines – Government Securities, Other Trustee Securities, Shares in Co-operative and Other Institutions, Bonds and NCDs and Other investments.

**c.** Investments under HTM category are carried at acquisition cost. The premium paid, if any, on the investments under this category is amortised over the residual life of the security as per guidelines of RBI and policy adopted by Bank.

**d.** Investments under HFT and AFS category are valued scrip-wise at lower of Cost or Market Value. Net depreciation, if any, under each classification is provided for. Net appreciation, if any, is ignored.

**e.** In case of shares, bonds & other investments, the scrip-wise appreciation is ignored. Market value of government securities (excluding treasury bills) is determined on the basis of the prices periodically declared by PDAI jointly with FIMMDA for valuation at year-end. In case of unquoted government securities, market price or fair value is determined as per the rates published by FIMMDA. Market values of mutual funds are determined on the basis of NAV as on 31<sup>st</sup> March declared as per guidelines issued by AMFI.

**f.** Investments in Security Receipts (SRs) issued by Asset Reconstruction Companies (ARCs) are valued at cost till the expiry of 6 months from the date of acquisition thereof. Thereafter these are valued on the basis of NAV declared by the ARCs from time to time and any depreciation thereon is recognized in the profit and loss account. Appreciation if any in the rating of the SRs over the previous valuations is ignored.

**g.** Broken period interest on investments is treated as a revenue item. Brokerage, commission etc. pertaining to investments paid at the time of acquisition is charged to revenue.

**h.** Transfers from / to HTM category are done at acquisition cost or book value or market value on the date of transfer, whichever is least and the difference is debited to profit and loss account.

**i.** Profit in respect of investments sold / redeemed from “HTM” category is included in Profit on Sale of Investments and equal amount is transferred to Investment Fluctuation Reserve by way of appropriation.

#### **9. Accounting for Amalgamation :**

Accounting for Amalgamation in case of amalgamated banks with the Bank is carried out as per the amalgamation orders passed by the RBI and other applicable statutory authorities.

#### **10. Employee Benefits (AS- 15) :**

**a.** The retirement benefits in the form of provident fund are a defined contribution scheme. The contributions to the provident fund are charged to Profit and Loss account for the year when the contributions are due.

**b.** Accumulated leave is treated as an employee benefit. The bank measures the expected cost of such absences as an additional amount that it expects to pay as a result of the unused entitlement that has accumulated at the Balance sheet date. Such compensated absences are provided for based on the actuarial valuation at the year-end. The bank maintains fund under trust deed with Life Insurance Corporation of India (LIC) for encashment of absences to employees. The shortfall, if any, between the present value of the benefit obligation and the fair value of plan assets as on 31<sup>st</sup> March is paid / provided for and recognised as





expense in the profit and loss account.

c. The Bank operates defined benefit plan for its employees, viz. gratuity liability. The cost of providing benefits under these plans is determined on the basis of actuarial valuation at each year-end. The bank has obtained a Unit Linked Insurance Policy from HDFC and maintaining fund under Trust Deed with Life Insurance Corporation of India (LIC) for gratuity payments to employees. The shortfall, if any, between the present value of the benefit obligation and the fair value of plan assets as on 31<sup>st</sup> March is paid / provided for and recognised as expense in the profit and loss account.

d. Ex-Gratia is appropriated out of net profit in accordance with the Multi-State Co-operative Societies Act, 2002.

#### **11. Segment Reporting (AS - 17) :**

a. The Bank's operating businesses are organized and managed separately according to the nature of the services provided, with each segment representing a different business unit.

b. Income and expenses in relation to the segments are categorized based on the items that are individually identifiable to the segments.

c. Deposits, interest paid / payable on deposits, Borrowings and interest paid / payable on borrowings are allocated in the ratio of average investments to average advances in the segments Treasury and Forex and Other Banking Operations, respectively.

d. Unallocated expenses include general corporate income and expense items which are not allocated to any business segment.

#### **12. Lease Payment (AS - 19) :**

Operating lease payments are recognized as an expense in the Profit and Loss account on a straight line basis over the lease term.

#### **13. Earnings Per Share (AS - 20) :**

a. Earnings per share are calculated by dividing the net profit for the period after tax attributable to equity shareholders (before appropriation) by the weighted average number of equity shares outstanding during the

period.

b. The weighted average number of equity shares outstanding during the period are calculated by aggregating the equity shares outstanding at the beginning of the period adjusted by the number of shares surrendered / forfeited or issued during the period multiplied by the time-weighting factor, which is the number of days for which the shares are outstanding as a proportion of total number of days during the year.

#### **14. Taxes on Income (AS - 22) :**

a. Tax expense comprises of current and deferred tax. Current Income Tax is measured on the basis of estimated taxable income for the year in accordance with the provisions of Income Tax Act, 1961 and rules framed thereunder.

b. Deferred income tax reflects the impact of timing differences between taxable income and accounting income originating during the current year and reversal of timing differences for earlier year. Deferred tax is measured using tax rates and tax laws enacted or substantially enacted at reporting date. Deferred tax assets are recognized for only to the extent that there is reasonable certainty that sufficient future taxable income will be available against which such deferred tax assets can be realized.

c. Deferred Tax Assets are reassessed at each reporting date, based upon management's judgment as to whether the realization is reasonably certain.

#### **15. Provisions (AS - 29) :**

A provision is recognised when the Bank has a present obligation as result of past events and it is probable that an outflow of resources will be required to settle the obligation, in respect of which a reliable estimate can be made. Provisions are not discounted to their present value and are determined based on best estimate required to settle the obligation at the balance sheet date. These are reviewed at each balance sheet date and adjusted to reflect the current best estimates.

#### **16. Deposits for Utilities :**

Deposits for services like telephone, electricity etc. paid to concerned authorities are written off as expenditure in the year in which the relevant service connection is installed.



## II. Notes to financial statements for the year ended March 31, 2016 :

### A. Appropriation of Profit :

The Bank has given effect for following appropriation of profits for the year ended March 31, 2016 in the financial statements, subject to approval of the shareholders at the AGM.

#### Statement of Appropriations 31.03.2016

Particulars	Amount (₹ in Lacs)
Net profit for the year ended March 31, 2016	10034.34
Previous year balance	0.51
<b>Total Profit available for appropriation</b>	<b>10034.85</b>
<b>Appropriations:</b>	
Statutory Reserve Fund	1101.21
General Reserve	4.00
Investment Fluctuation Reserve	-
Dividend to Shareholders Pro-rata	1650.00
Charitable Fund	44.05
Members Welfare Fund	10.00
Co-operative Education Fund	44.05
Contingency Reserve	440.49
Ex-gratia to Employees	778.50
Bad & Doubtful Debts Reserve	5630.00
Special Reserve	332.00
Balance carried to Balance Sheet	0.55
<b>Total</b>	<b>10034.85</b>

### B. Long Term Subordinated (Tier-II) Deposits :

In accordance with the approval granted by RBI vide its letter no. UBD.MRO.BSS1/14468/12.07.287/ 2013-2014 dated 3<sup>rd</sup> December 2013 and the Joint Secretary and Central Registrar of Co-operative Societies vide its letter no. R11017 / 97 / 2013 - L&M dated 20<sup>th</sup> December 2013, during the year 2013-2014 the Bank has raised ₹ 100 crores by way of Long Term Subordinated (Tier-II) Deposits.

In accordance with RBI guidelines, the said amount after applying relevant discounting factors would be included in the Tier-II capital of the Bank for Capital Adequacy purposes.

### C. Tangible Fixed Assets :

The fixed asset block for "Plant and Machinery" includes proportionate share paid by the Bank aggregating to ₹108.00 Lacs ( Previous year ₹ 108.00 Lacs) for jointly controlled assets at 'TJSB House' alongwith the other owners of the building. The written down value of the said assets as at March 31, 2016 is ₹25.62 Lacs (Previous year ₹ 34.17 Lacs). Share of TJSB in cost, depreciation and net block of the same is 48%.

### D. Balances with Other Banks :

Fixed Deposits with other Banks include deposits aggregating to ₹ 3554.68 Lacs (Previous year ₹ 2942.58 Lacs) placed as margin to secure issuance of guarantees in respect of correspondent business. Overdraft limits to meet liquidity risk are secured by fixed deposits of ₹ 35000.00 Lacs (Previous year ₹ 57600.00 Lacs).

### E. Effects to Cost of Acquisition of Merged Banks :

During the F. Y. 2007 - 08, the Bank had acquired The Navjeevan Nagari Sahakari Bank Ltd., Pune and Shree Sadguru Jangli Maharaj Sahakari Bank Ltd., Pune. In accordance with the merger order passed by the Office of the Commissioner for Co - operation and Registrar of Co - operative Societies, M. S., Pune 411 001 dated July 16, 2007 and August 18, 2007 respectively alongwith 'No Objection Certificate' issued by the RBI. As directed by said merger orders, Cost of Acquisition of ₹ 2929.50 Lacs was completely provided for till March 31, 2012. The bank will maintain memorandum records for the subsequent five years to comply with the order of merger.

### F. Provisioning on Advances :

Provision for Bad and Doubtful Debts (for Non-Performing Assets) is made as per Section 36(1)(viiia) of the Income Tax Act. Additionally the bank has credited to Bad and Doubtful Debts Reserve (BDDR) a sum of ₹ 5630.00 Lacs during





F.Y 2015 - 2016 (Previous year ₹ 3600.00 Lacs) by way of appropriation out of Net Profits as per the provisions of Multi State Co-op societies Act, 2002 to meet the provisioning requirements as stipulated by Reserve Bank of India.

#### G. Prior Period items (AS - 5) :

Material Prior Period expenses / incomes debited / credited to Profit and Loss account required to be disclosed are as under:

(₹ in Lacs)

Particulars	Amount
<b>Prior Period Expenses</b>	
Fees & Subscriptions	9.49
Professional Charges	1.17
Society Expenses	0.92
Annual Maintenance Contract	7.02
Rent, Rate & Taxes	1.15
<b>Total</b>	<b>19.75</b>

#### H. Investments :

During the year, Bank has shifted securities from HTM category to AFS category. In the first quarter of 2015-2016, the Bank had transferred securities having Book Value of ₹ 18337.30 Lacs from HTM to AFS category and while shifting of these securities, there was no depreciation (Previous year ₹ 13.37 Lacs).

Income from sale of securities comprised of ₹ 1601.32 Lacs (Previous year ₹ 755.38 Lacs) on sale of securities under AFS category.

#### I. Employee Benefits :

Salaries and Allowances include an amount of ₹ 492.75 Lacs (Previous year ₹ 367.28 Lacs) contributed by the Bank on account of contribution towards Provident Fund. Actuarial assessment of Gratuity Fund & Leave Encashment:

(₹ in Lacs)

Particulars	Gratuity		Leave Encashment	
	March 31, 2016	March 31, 2015	March 31, 2016	March 31, 2015
<b>Assumptions</b>				
Discount Rate	8.00%	7.85%	8.00%	7.85%
Rate of increase in compensation	3.00%	5.00%	3.00%	5.00%
<b>Changes in present value of obligations</b>				
Present Value of Obligation as on April 1, 2015	1596.80	1332.64	834.67	717.07
Interest Cost	122.69	117.15	56.94	57.15
Current Service Cost	173.08	134.08	97.76	91.76
Benefits paid	(67.59)	(98.97)	(218.63)	(182.17)
Actuarial (gain)/loss on obligation	(12.67)	111.90	173.47	150.86
Present Value of Obligation as on March 31, 2016	<b>1812.31</b>	<b>1596.80</b>	<b>944.21</b>	<b>834.67</b>
<b>Changes in fair value of plan assets</b>				
Fair Value of Plan assets as on April 1, 2015	1626.98	1368.87	933.03	768.73
Adjustment to opening plan assets	-	-	(7.38)	(19.44)
Expected Return on plan asset	160.48	128.87	88.79	72.51
Contributions	380.00	225.00	340.50	295.00
Benefit Paid	(67.59)	(98.97)	(218.63)	(182.17)
Actuarial gain/(loss) on plan assets	27.48	3.21	(26.75)	(1.59)
Fair Value of Plan Assets as on March 31, 2016	<b>2127.35</b>	<b>1626.98</b>	<b>1109.56</b>	<b>933.04</b>
<b>Expense recognized in the statement of P &amp; LA/c</b>				
Current Service Cost	173.08	134.08	97.76	91.76
Interest paid	122.69	117.15	56.94	57.15
Expected Return on Plan Assets	(160.48)	(128.87)	(88.79)	(72.51)
Net Actuarial (gain)/loss recognized for the period	(40.15)	108.68	200.23	152.46
Expenses recognized in the statement of P & LA/c	<b>95.14</b>	<b>231.04</b>	<b>266.14</b>	<b>228.86</b>
<b>Movements in the Liability recognized in Balance Sheet</b>				
Opening Net Liability	(30.17)	(36.22)	(98.36)	(51.66)
Adjustment to Opening Fair Value of Plan Assets	-	-	7.38	19.44
Expenses as above	95.14	231.05	266.14	228.85
Contribution paid	(380.00)	(225.00)	(340.50)	(295.00)
Closing Net Liability	<b>(315.03)</b>	<b>(30.17)</b>	<b>(165.34)</b>	<b>(98.37)</b>

#### J. Related Party Disclosure :

The Bank is a co-operative society under the Multi-State Co-operative Societies Act, 2002 and there are no Related Parties requiring a disclosure under the Accounting Standard - 18, issued by the ICAI, other than Key Management Personnel, viz. Mr. Satish R. Utekar, the Managing Director and Chief Executive Officer (MD & CEO) of the Bank for F.Y. 2015-16. However, in terms of RBI circular dated March 29, 2003, the MD & CEO being a single party coming under the category, no further details therein need to be disclosed.

### K. Segment Reporting as at March 31, 2016 :

(₹ in Lacs)

Particulars	Treasury & Forex	Other Banking Operations	Total
Segment Revenue	33840.69 (29238.85)	62082.60 (57477.38)	95923.29 (86716.23)
Segment Result	4765.26 (4329.32)	10017.92 (12144.42)	14783.18 (16473.74)
Unallocated Expenses	-	-	1436.45 (1600.17)
Net Profit before Income Tax and Appropriations	-	-	13346.73 (14873.57)
Income Tax (including Deferred tax)	-	-	3312.39 (4753.93)
Net Profit before Appropriations	-	-	10034.34 (10119.63)
Segment Assets	419907.39 (357787.28)	544164.13 (501590.49)	964071.52 (859377.77)
Unallocated Assets	-	-	22472.25 (20757.34)
Total Assets	-	-	986543.77 (880135.11)
Segment Liabilities	418724.88 (349424.65)	466634.72 (435303.68)	885359.60 (784728.33)
Unallocated Liabilities	-	-	101184.17 (95406.77)
Total Liabilities	-	-	986543.77 (880135.11)

#### Notes:

- The Bank operates as a single unit in India, hence separate information regarding geographical segment is not given.
- The above segments are reported considering the nature of the products / services under attributable risk / returns, overall organizational structure and Internal Management Reporting system of the Bank.
- The previous year's figures are indicated in brackets.

### L. Lease rent payable :

The breakup of future lease payables as required by AS-19 is given as under:

(₹ in Lacs)

Particulars	31-3-2016	31-3-2015
Future lease rental payable as at the end of the year:		
- Not later than one year	1932.31	1784.79
- Later than one year and not later than five years	9279.15	9535.83
- Later than five years	6333.79	8009.42
Total of minimum lease payments recognized in the profit and loss account for the year.	1883.98	1577.26
Total of future minimum lease sub-lease payment expected to be received under non-cancellable sub-lease	NA	NA
Sub-lease payments recognized in the profit and loss account for the year	NA	NA

### M. Earnings Per Share :

Particulars	2015-16	2014-15
Net Profit after Tax attributable to Equity shareholders (before appropriations) (₹ in Lacs)	10034.34	10119.63
Weighted Average no. of Equity Shares outstanding during the period (Actual)	220.13	202.71
Basic and Diluted Earnings Per share (₹)	45.58	49.92
Nominal Value per share (₹)	50/-	50/-

### N. Deferred Tax Assets / Liabilities :

The Deferred tax assets / liabilities as at March 31, 2016 and break-up of its components are as follows:

(₹ in Lacs)

Particulars	Deferred tax Asset / (Liability) as at March 31, 2015	Deferred tax Asset on prior Items	Addition / (Reversal) during the year	Deferred tax Asset / (Liability) as at March 31, 2016
Depreciation	247.91	32.75	93.29	373.95
Special Reserve	(263.42)	-	(114.92)	(378.34)
VRS	60.34	-	(28.08)	32.26
Leave Encashment & Gratuity	108.15	-	(115.04)	(6.89)
Provision for Leave Bank	16.39	-	6.30	22.69
Payment during the year for Leave Bank A/c	(0.10)	-	(2.42)	(2.52)
Prov. for Standard Assets	554.00	-	60.22	614.22
Prov. for Restructured Advances	146.51	-	28.71	175.22
Lease Rent payable	148.18	-	16.08	164.26
Provision for Bad & doubtful debt	-	287.41	16.59	304.00
Miscellaneous Assets	92.30	-	-	92.30
<b>Net Deferred Tax Asset as at March 31, 2016</b>	<b>1110.26</b>	<b>320.16</b>	<b>(39.27)</b>	<b>1391.15</b>



### O. Intangible Fixed Assets :

The fixed asset block for “Computer Peripherals” includes Computer Software, the details of which are as follows:

(₹ in Lacs)

Particulars	March 31, 2016	March 31, 2015
Gross Block at the beginning of the year	1117.54	1038.95
Add : Additions during the year	60.41	78.59
Less : Write off/ Sale	0.02	-
<b>Gross Block at the end of the year</b>	<b>1177.93</b>	<b>1117.54</b>
Amortisation at the beginning of the year	989.60	861.85
Add : Additions during the year	97.32	127.75
Less : Write off/ Sale	0.02	-
<b>Amortisation at the end of the year</b>	<b>1086.90</b>	<b>989.60</b>
<b>Net Closing Balance</b>	<b>91.03</b>	<b>127.94</b>

### P. Impairment of Assets :

There is no indication of any material impairment of any of assets in the opinion of the Bank and as such no provision under Accounting Standard - 28 issued by ICAI is required.

### Q. Movement in Provisions (AS – 29) :

The following information is furnished w.r.t provisions as required by AS-29.

(₹ in Lacs)

Nature of provisions	Opening Balance on 01.04.2015	Addition	Reversal / Utilisation	Closing Balance on 31.03.2016
Leave Bank scheme	47.92	18.20	7.00	59.12
Misc. Assets	4722.36	-	-	4722.36

### R. Contingent Liabilities :

a. During the year 2014-2015, the Bank had been served a demand notice under Section 156 of the Income Tax Act for A.Y. 2012-2013, for a demand of ₹ 5303.09 Lacs in respect of various disallowances which includes a demand of approximately ₹ 5061.80 Lacs for non-deduction of tax at source on the interest on deposits in excess of ₹ 10000 credited to the accounts of members. The Bank has already

preferred an appeal against this notice which is yet to be decided. However, in view of CBDT circular no.19/2015 dated 27<sup>th</sup> November 2015, stating that “Co-operative Banks shall be required to deduct tax from the payment of interest on time deposits of its members, only on or after the 1<sup>st</sup> June 2015. Hence, a Co-operative Bank was not required to deduct tax from the payment of interest on time deposits of its members paid or credited before 1<sup>st</sup> June 2015”. Therefore, the Bank is of the view that no provision is warranted in respect thereof.

b. All letters of credit / guarantees are sanctioned to customers with approved credit limits in place. The liability thereon is dependent, on terms of contractual obligations, devolvement raising demand by concerned parties and the amount being called up. These amounts are collateralized by margins, counter-guarantees and secured charges. The quantum of contingent liabilities in respect of Bank guarantees, Letters of credit, Forward contracts etc. as per Schedule O are as under :

(₹ in Lacs)

Particulars	March 31, 2016	March 31, 2015
Bank Guarantees	16475.44	15485.71
Letters of Credit ( LC+Buyer's Credit)	18905.39	11494.43
Forward Exchange contracts Purchase/Sale	8631.28	14297.63
<b>Total</b>	<b>44012.11</b>	<b>41277.77</b>

c. The Bank has filed writ petition in the High Court against an NA Tax demand of ₹ 31.07 Lacs raised in the year 2005. The Bank has paid an amount of ₹ 27.65 Lacs under protest and the unpaid amount of ₹ 3.42 Lacs is a contingent liability.

d. In the matter of recovery, Bank has furnished Bank Guarantee of ₹ 31.40 Lacs to National Insurance Company as a security towards release of 50% of the award amount by National Commission. National Insurance Co. has filed appeal in Supreme Court against the order of National Commission. The actual liability shall depend on the decision of Supreme Court.



e. In accordance with the “The Depositor Education and Awareness Fund Scheme, 2014” formulated by RBI, during F.Y. 2015-16, the Bank has identified and transferred ₹ 179.46 Lacs to the Depositor Education and Awareness Fund as per details below:

(₹ in Lacs)

	FY 2015 - 16	FY 2014 - 15
Opening balance of amounts transferred to DEAF	1082.49	-
Add: Amounts transferred to DEAF during the year	179.46	1082.49
Less: Amounts reimbursed by DEAF towards claims*	51.31	-
Closing balance of amounts transferred to DEAF	1210.64	1082.49

\* An amount of ₹ 68.12 Lacs has already been paid to the eligible depositors out of which claims of ₹ 16.81 Lacs are yet to be settled by RBI.

In accordance with the Bank’s accounting policy, all outstanding Pay orders, Demand drafts, Margin money etc. have been transferred to income after a period of 3 years from the date they have remained due for payment. In view of the aforesaid Scheme, the said Pay orders, Demand drafts, Margin money etc. are also liable to be transferred to the Fund. The Bank is in the process of identification of the pending unclaimed amounts in this respect and as and when these are identified, the same would be credited to the Fund.

f. Two cases have been filed by customers amounting to ₹ 15.94 Lacs. One case has been filed against Bank by ex-employee and the liability contingent thereon is not quantifiable. Thirty Five cases by borrowers have been filed against Bank aggregating to ₹ 4241.04 Lacs. The said cases are sub-judice and therefore disclosed as a contingent liability.

#### S. Capital Commitments :

Estimated amount of contracts remaining to be executed on capital account as at March 31, 2016 aggregate to ₹ 1740.83 Lacs (Previous year ₹ 179.77 Lacs).

#### T. Information under MSME (Development) Act, 2006 :

Suppliers / service providers covered under Micro, Small, Medium Enterprises Development Act, 2006, have not furnished the information regarding filing of necessary memorandum with the appropriate authority. Therefore, information relating to cases of delays in payments to such enterprises or of interest payments due to delays in such payments, could not be given.



**U Disclosure norms in terms of RBI circular dt. 30<sup>th</sup> October, 2002 :**

(₹ in Lacs)

Sr. No.	Particulars	31.03.2016	31.03.2015
<b>1</b>	<b>Movement of CRAR</b>		
A	Capital Tier 1	53409.45	52040.89
B	Capital Tier 2	13877.25	16205.89
C	Total of Tier 1 and Tier 2 Capital	67286.70	68246.78
D	Total Risk Weighted Assets	504354.79	456290.58
E	Capital to Risk Assets Ratio	13.34%	14.96%
<b>2</b>	<b>Investments</b>		
A	Book Value	268037.95	238502.22
B	Face Value	265958.76	239017.69
C	Market Value	276192.87	245575.85
<b>3</b>	<b>Advance Against</b>		
A	Real Estate	7691.74	1991.55
B	Construction Business	21468.21	14848.58
C	Housing	59691.00	56835.61
<b>4</b>	<b>Advance against Shares &amp; Debentures</b>	-	6.05
<b>5</b>	<b>Advance to Directors, their relatives, companies, firms in which they are interested:</b>		
A	Fund Based		
i	Outstanding at the beginning of the year	-	50.06
ii	Additions during the year	30.21	-
iii	Recovery during the year	-	50.06
iv	Outstanding at the end of the year (*)	30.21	-
B	Non Fund based (Guarantees, L/Cs etc) (* ) Amounts pertain to loans to Directors against Term Deposits	-	-
<b>6</b>	<b>Average Cost of Deposits</b>	7.71%	7.81%
<b>7</b>	<b>NPAs</b>		
A	Gross NPAs	22509.66	17723.16
B	Net NPAs (**) - subject to approval of appropriations at AGM	858.97(**)	0.00
<b>8</b>	<b>Movement in NPAs</b>		
<b>A</b>	<b>Gross NPAs</b>		
i	At the beginning of the year	17723.16	14592.46
ii	Additions during the year	10665.50	9111.85
iii	Less: Closed / Recovered / Written Off	5879.00	5981.15
iv	At the end of the year	22509.66	17723.16
<b>B</b>	<b>Net NPAs</b>		
i	At the beginning of the year	0.00	1573.12
ii	At the end of the year (**) - subject to approval of appropriations at AGM	858.97(**)	0.00



(₹ in Lacs)

Sr. No.	Particulars	31.03.2016	31.03.2015
9	<b>Profitability :</b>		
	A Interest income as a percentage of average working funds	9.74%	10.28%
	B Non- interest income as a percentage of average working funds	0.79%	0.66%
	C Operating profit as a percentage of average working funds	1.60%	2.04%
	D Return on Average Assets	1.13%	1.28%
	E Business (Deposits + Advances) per employee	1045.36	1099.51
	F Profit per employee	8.14	9.60
10	<b>Movements in Provision for Advances</b>		
	<b>A Bad and Doubtful Debt Reserve</b>		
	At the beginning of the year	17734.79	13019.34
	Add: Provisions made during the year	900.00	1130.00
	Add: Amount appropriated from Profit	5630.00(**)	3600.00
	Less: Closed / Recovered / Written Off	2614.10	14.55
	Less: Adjusted against cost of acquisition of merged bank	-	-
	At the end of the year	21650.69	17734.79
	(**) - <i>subject to approval of appropriations at AGM</i>		
	<b>B Contingent Provisions Against Standard Assets</b>		
	At the beginning of the year	1629.90	1399.90
	Add: Provisions made during the year	174.00	230.00
	At the end of the year	1803.90	1629.90
11	<b>Movements in Provisions for Investments</b>		
	<b>A Provision for Bad and Doubtful Investment</b>		
	At the beginning of the year	44.35	44.35
	At the end of the year	44.35	44.35
	<b>B Contingent Provision for Depreciation in Investment</b>		
	At the beginning of the year	-	6.44
	Add: Provisions made during the year	-	-
	Less : Expenditure provision & contingencies written back	-	6.44
	At the end of the year	-	-
	<b>C Investment Depreciation Reserve</b>		
	At the beginning of the year	-	-
	Less: Transfer to Expenditure-Provisions & Contingencies	-	-
	At the end of the year	-	-
12	<b>A Foreign Currency Liabilities</b>	1370.42	676.36
	<b>B Foreign Currency Assets</b>	3683.38	5136.96
13	<b>DICGC Premium paid upto</b>	Mar-16	Mar-15



**Disclosure as per RBI master Circular No. UBD.BPD.(PCB).MC.No.8/16.20.000/2006-07  
dated 12<sup>th</sup> July, 2006**

**i) Issuer Composition of Non-SLR Investments :**

(₹ in Crores)

No.	Issuer	Amount	Extent of below Investment grade Securities	Extent of Unrated Securities	Extent of Unlisted Securities
(1)	(2)	(3)	(4)	(5)	(6)
1	PSUs	36.18	-	-	-
2	FIs	56.35	-	-	-
3	Public Sector Banks	40.00	-	-	-
4	Mutual Fund	4.00	-	-	-
5	Others	44.52	-	0.70	21.85
6	Provision held towards depreciation	-	-	-	-
	<b>Total</b>	<b>181.05</b>	<b>-</b>	<b>0.70</b>	<b>21.85</b>

**ii) Non Performing Non-SLR Investments :**

(₹ in Crores)

Particulars	Amount
Opening Balance	0.44
Additions during the year since 1 <sup>st</sup> April	-
Reductions during the above period	-
Closing balance	0.44
<b>Total Provision held</b>	<b>0.44</b>

**iii) Repo Transactions :**

(₹ in Crores)

Particulars	Minimum outstanding during the year	Maximum outstanding during the year	Daily average outstanding during the year	Outstanding as on 31.03.2016
Securities sold under Repo	7.00	19.00	2.75	-
Securities Purchased under Reverse Repo	1.00	45.00	4.62	45.00

1. **Interest Rate Future (as per RBI Circular UBD(PCB)BPD Cir No.17/13.01.000/2009-10 October 28, 2009)**  
The bank has not undertaken any transaction during the Financial Year 2015-16.





**Capital Charge on Market risk :**

**Market risk in Trading book - Standardised Modified Duration Approach :**

**Qualitative Disclosures :**

(a) The general qualitative disclosure requirement for market risk.

**Strategies and Processes :**

Investment Policy which includes Market Risk Management is in line with the RBI regulations vide circular UBD.BPD.(PCB). Cir. No. 42/09.11.600/2009-10 dated February 8, 2010 and business requirements.

The overall objective of market risk management is to enhance profitability by improving the bank's competitive

advantage and mitigate loss from all types of market risk loss events.

**Scope and Nature of Risk Reporting / Measurement Systems :**

The Bank has regulatory / internal limits for various Instruments in place.

Various exposure limits for market risk management such as Overnight limit, VaR limit, Aggregate Gap limit, Investment limit etc. are in place.

The portfolio covered by Standardised Modified Duration Approach for computation of Capital charge for Market Risk includes investment portfolio held under AFS and Forex Open positions.

**Quantitative Disclosures:**

( ₹ in Laacs)

Particulars	Amount of Capital Required	
	2015-16	2014-15
The capital requirements for:		
♦ Interest rate risk	3094.74	2477.67
♦ Equity position risk	-	-
♦ Foreign exchange risk	31.50	22.50

**Restructured Advances :**

( ₹ in Laacs)

Particulars of Accounts Restructured as on 31.03.2016		Housing Loans	SME Debt Restructuring	Others
Standard advances restructured	No. of Borrowers	-	9 (13)	-
	Amount outstanding	-	4710.20 (12249.53)	-
	Sacrifice (diminution in the fair value)	-	513.99 (431.04)	-
Sub standard advances restructured	No. of Borrowers	-	-	-
	Amount outstanding	-	-	-
	Sacrifice (diminution in the fair value)	-	-	-
Doubtful advances restructured	No. of Borrowers	-	-	-
	Amount outstanding	-	-	-
	Sacrifice (diminution in the fair value)	-	-	-
<b>TOTAL</b>	No. of Borrowers	-	<b>9</b> <b>(13)</b>	-
	Amount outstanding	-	<b>4710.20</b> <b>(12249.53)</b>	-
	Sacrifice (diminution in the fair value)	-	<b>513.99</b> <b>(431.04)</b>	-

\* The Previous year's figures are indicated in bracket.

**Details of financial assets sold during the year to SC/RC for Asset Reconstruction**

(₹ in Lacs)

Particulars	Amount	
	2015-16	2014-15
No. of accounts	1	NIL
Aggregate value (net of provisions) of accounts sold to SC/RC	2563.83	NIL
Aggregate consideration	2488.80	NIL
Additional consideration realized in respect of account transferred in earlier year	NIL	NIL
Aggregate gain / loss over net book value	75.03	NIL

**V. Previous Year Figures:**

The bank has reclassified previous year figures to confirm to this year's classification.

**For Gokhale & Sathe**  
Chartered Accountants  
FRN - 103264W

**For TJSB Sahakari Bank Ltd**

sd/-

**CA Rahul P. Joglekar**  
Partner  
Membership No. 129389

sd/-

**Shri. S. P. Sathe**  
MD & CEO

sd/-

**Shri. C. N. Menon**  
Chairman

sd/-

**Shri. P. D. Thakur**  
Vice Chairman

sd/-

**Shri. V. M. Patki**  
Director

**Date: April 12, 2016**



## **GOKHALE & SATHE** **CHARTERED ACCOUNTANTS**

Office - 308 / 309, Udyog Mandir No. 1, 7-C Bhagoji Keer Marg, Mahim, Mumbai - 400 016.

### **INDEPENDENT AUDITOR'S REPORT**

To,

**The Members of TJSB Sahakari Bank Limited**

#### **Report on the Financial Statements**

We have audited the accompanying financial statements of **TJSB SAHAKARI BANK LTD.** ("the Bank"), which comprise the Balance Sheet as at March 31, 2016, the Profit and Loss Account and the Cash Flow Statement for the year then ended, a summary of significant accounting policies and other explanatory information. These financial statements incorporate the returns of the Head Office, 115 branches and 7 other departments which have been certified by the management and independently reviewed by the concurrent auditors of those branches and departments.

#### **Management's Responsibility for the Financial Statements**

Management is responsible for the preparation of these financial statements that give a true and fair view of the financial position, financial performance and cash flows of the Bank prepared in accordance with the Multi-state Co-operative Societies Act, 2002 and the Rules made thereunder, the Banking Regulation Act, 1949 (as applicable to co-operative societies) and the accounting principles generally accepted in India, including the Accounting Standards issued by the Institute of Chartered Accountants of India (ICAI). This responsibility includes the design, implementation and maintenance of internal controls relevant to the preparation and presentation of the financial statements that give a true and fair view and are free from material misstatement, whether due to fraud or error.

#### **Auditor's Responsibility**

Our responsibility is to express an opinion on these financial

statements based on our audit. We conducted our audit in accordance with the Standards on Auditing issued by the Institute of Chartered Accountants of India. Those Standards require that we comply with ethical requirements and plan and perform the audit to obtain reasonable assurance about whether the financial statements are free from material misstatement.

An audit involves performing procedures to obtain audit evidence about the amounts and disclosures in the financial statements. The procedures selected depend on the auditor's judgement, including the assessment of the risk of material misstatement of the financial statements, whether due to fraud or error. In making those risk assessments, the auditor considers internal control relevant to the Bank's preparation and fair presentation of the financial statements in order to design audit procedures that are appropriate in the circumstances but not for the purpose of expressing an opinion on the effectiveness of the entity's internal control. An audit also includes evaluating the appropriateness of accounting policies used and the reasonableness of the accounting estimates made by the management, as well as evaluating the overall presentation of the financial statements. We believe that the audit evidence we have obtained is sufficient and appropriate to provide a basis for our audit opinion.

#### **Opinion**

In our opinion and to the best of our information and according to the explanations given to us, the financial statements, give the information required by the Multi-State Co-operative Societies Act, 2002 and Rules framed thereunder and the Banking Regulation Act, 1949 in the manner so required and give a true and fair view in



conformity with the accounting principles generally accepted in India:

- a. In the case of the Balance Sheet, of the state of affairs of the Bank as at **March 31, 2016**;
- b. In the case of the Profit and Loss Account, of the **profit** for the year ended on that date; and
- c. In the case of the Cash Flow Statement, of the cash flows for the year ended on that date.

#### Report on other Legal and Regulatory Requirements

1. As required by Section 73(4) of the Multi-state Co-operative Societies Act, 2002, the Rules framed there under and the Banking Regulation Act, 1949, we report that:
  - a. We have obtained all the information and explanations which to the best of our knowledge and belief were necessary for the purpose of our audit;
  - b. In our opinion, proper books of account as required by the said Acts, Rules framed thereunder and the Bye-laws, have been kept by the Bank so far as appears from our examination of those books and proper returns adequate for the purpose of our audit have been received from the branches and offices not visited by us;
  - c. The Balance Sheet, the Profit and Loss Account and the Cash Flow Statement dealt with by this report are in agreement with the books of account and returns.
  - d. As required by Section 30(3) of the Banking Regulation Act, 1949, we further report that the transactions of the Bank, which have come to our notice, have been within the powers of the Bank.
2. In addition to Para 1 above, as required by Rule 27(2)(c), (d) and (e) of the Multi-state Co-operative Societies Rules, 2002, we further report that:
  - a. To the best of our information and explanations given to us and as shown by the books of the

Bank, the Balance Sheet and the Profit and Loss account exhibit a true and fair view of the state of affairs of the Bank;

- b. In our opinion and according to information and explanations given to us, there has been no material impropriety or irregularity in the expenditure or in the realisation of money due to the Bank;
  - c. In our opinion and according to information and explanations given to us, the guidelines issued by the Reserve Bank and National Agriculture and Rural Development Bank established under the National Agriculture and Rural Development Bank Act, 1981 (61 of 1981) have generally been adhered to.
3. As required by Rule 27(3)(a) to (f) of the Multi-state Co-operative Societies Rules, 2002, we give in the Annexure, a schedule on the matters specified in that Rule.

**For Gokhale & Sathe**  
Chartered Accountants  
FRN - 103264W

sd/-

**CA Rahul Joglekar**  
Partner  
Membership No. 129389

**Place : Thane**  
**Dated: April 12, 2016**



**TJSB SAHAKARI BANK LTD.  
FINANCIAL YEAR ENDED 31<sup>st</sup> MARCH, 2016**

**ANNEXURE TO INDEPENDENT AUDITOR'S REPORT  
AS REQUIRED UNDER MULTI-STATE CO-OPERATIVE SOCIETIES RULES, 2002**

(Referred to in our report of even date on the accounts of  
TJSB SAHAKARI BANK LTD. as at 31<sup>st</sup> March, 2016)

As required by the Rule 27 (3) of the Multi - state Co-operative Societies Rules, 2002, we report on the matters specified in clauses (a) to (f) of the said Rule to the extent applicable to the Bank.

- a. During the course of our audit, we have generally not come across transactions which appear to be contrary to the provisions of the Act, the Rules or the Bye-Laws of the Bank.
- b. During the course of our audit, we have not come across material and significant transactions which appear to be contrary to the guidelines issued by the Reserve Bank of India and National Agriculture and Rural Development Bank.
- c. The following monies due to the Bank appear to be doubtful of recovery against which a provision of ₹ 15197.09 Lacs is made in the accounts.(Advances categorized as doubtful and loss assets as per prudential norms are considered as doubtful of recovery).

Category	Outstanding on 31.03.2016 ( ₹ Lacs)
Doubtful Assets	12243.25
Loss Assets	2953.84

- d. As per the information provided to us and to the best of our knowledge, the following credit facilities have been sanctioned by the Bank to the members of the Board or their relatives:

Fund Based amount outstanding ( ₹ Lacs)	Security Value ( ₹ Lacs)	Overdues, if any ( ₹ Lacs)
30.21	67.82	NIL

- e. During the course of our audit, we have generally not come across any violations of guidelines, conditions etc. issued by the Reserve Bank and National Agriculture and Rural Development Bank.
- f. To the best of our knowledge, no other matters have been specified by the Central Registrar, which require reporting under this Rule.

**For Gokhale & Sathe**  
Chartered Accountants  
FRN - 103264W

sd/-

**CA Rahul Joglekar**  
Partner  
Membership No. 129389

Place : Thane  
Dated: April 12, 2016



## CASH FLOW STATEMENT FOR THE YEAR ENDED 31<sup>st</sup> MARCH, 2016

(₹ in Lacs)

	Particulars	31 March, 2016		31 March, 2015	
<b>A</b>	<b>Cash Flow From Operating Activities</b>				
	Net Profit after Tax (before Appropriation)		10034.34		10119.63
	<b>Add:</b>				
	Income Tax	3312.39		4952.06	
	Interest on Borrowings	735.43		863.61	
	Provision for Bad & Doubtful Debts	900.00		1130.00	
	Contingent provision against Standard Assets	174.00		230.00	
	Loss on sale of assets	69.60		-	
	Amortisation of premium on securities	283.41		259.10	
	Provision for Leave Bank Account	18.20		8.27	
	Deferred Tax	-		-	
	Expenditure Provisions & Contingencies	-		6.93	
	Forex Deal provision - Spot / Swap	-		57.62	
	Provision for Restructured Advances	82.96		(34.96)	
	Loss on sale of HTM securities	-		-	
	Premium on G-sec Maturity	-		(29.76)	
	Bad debts Written off	2614.10		14.55	
	Depreciation and amortisation on Fixed Assets	1510.16	9700.25	1603.17	9060.59
	<b>Less:</b>				
	Expenditure Provision & Contingencies Written Back	-		-	
	Profit on Sale of HTM securities	-		8.91	
	Profit on Sale of Assets	-		52.14	
	Forex Deal provision - Spot / Swap	25.29		-	
	Dividend on shares	2.82		13.91	
	Income from sale of securities	1601.32		755.38	
	BDDR Written Back	2614.10		14.55	
	Deferred Tax	280.91	4524.44	198.12	1043.01
	<b>Adjustments for</b>				
	Increase / (Decrease) in Deposits and Other Accounts	94167.38		98637.98	
	Increase / (Decrease) in Other Liabilities	4025.13		(14656.90)	
	(Increase) / Decrease in Advances	(37447.75)		(33460.07)	
	(Increase) / Decrease in Other Assets	(6783.57)		(1379.84)	
	(Increase) / Decrease in Investments	(15089.45)		(48938.28)	
	<b>Cash Generated from Operations</b>	<b>38871.74</b>		<b>202.89</b>	
	Income Tax paid	(3797.76)	35073.98	(5719.72)	(5516.83)
	<b>Cash Generated from Operating Activities</b>		<b>50284.13</b>		<b>12620.38</b>



## CASH FLOW STATEMENT FOR THE YEAR ENDED 31<sup>st</sup> MARCH, 2016

(₹ in Lacs)

	Particulars	31 March, 2016		31 March, 2015	
<b>B</b>	<b><u>Cash Flow From Investing Activities</u></b>				
	Purchase of Fixed Assets	(2350.13)		(1900.32)	
	Purchase of Investment	(14140.47)		-	
	Sale of Investment	12000.00		-	
	Sale of Fixed Asset	114.86		99.47	
	<b>Cash Generated from Investing Activities</b>		<b>(4375.74)</b>		<b>(1800.85)</b>
<b>C</b>	<b><u>Cash Flow From Financing Activities</u></b>				
	Share Capital issued (Net)	830.52		766.65	
	Dividend paid	(1486.61)		(1342.50)	
	Increase /(Decrease) in Borrowings	1193.47		4985.55	
	Dividend received	2.82		13.91	
	Interest paid on Borrowings	(736.22)		(922.67)	
	<b>Cash Generated from Financing Activities</b>		<b>(196.02)</b>		<b>3500.94</b>
<b>D</b>	<b>Net Increase in Cash &amp; Cash Equivalents (A+B+C)</b>		<b>45712.37</b>		<b>14320.47</b>
<b>E</b>	<b>Cash &amp; Cash Equivalents at the beginning of the year</b>		<b>78095.21</b>		<b>63774.74</b>
	<b>Cash &amp; Cash Equivalents at the end of the year (D+E)</b>		<b>123807.58</b>		<b>78095.21</b>
	<b>Break-up of Cash &amp; Cash Equivalents</b>		<b>As at 31.03.2016</b>		<b>As at 31.03.2015</b>
	Cash in hand		5046.87		4825.18
	<u>Balances with Banks:</u>				
	In Current Accounts		42347.71		44526.38
	In Deposits Accounts		76413.00		28743.65
	<b>Total</b>		<b>123807.58</b>		<b>78095.21</b>

\*Cash Flow is prepared according to the indirect method prescribed in AS-3

For TJSB Sahakari Bank Ltd.

sd/-  
**Shri. S. P. Sathe**  
MD & CEO

sd/-  
**Shri. C. N. Menon**  
Chairman

sd/-  
**Shri. P. D. Thakur**  
Vice Chairman

sd/-  
**Shri. V. M. Patki**  
Director

As per our report of even date  
For **Gokhale & Sathe**  
Chartered Accountants

sd/-  
**CA Rahul P. Joglekar**  
Partner  
Mem. No. 129389  
Firm Reg. No. 103264W  
Date : April 12, 2016





## COMPARATIVE FIGURES FOR LAST FIVE YEARS

(₹ in Lacs)

SR. NO.	PARTICULARS	31/03/2012	31/03/2013	31/03/2014	31/03/2015	31/03/2016
1	NO. OF SHAREHOLDERS	40921	46647	52101	46777	51085
2	PAID UP CAPITAL	7210.06	8678.27	9933.44	10700.09	11530.62
3	RESERVE FUND	20214.06	22135.48	25917.60	28498.44	29650.11
4	OTHER RESERVES	19787.34	27365.25	30961.25	33917.50	39181.41
5	INVESTMENTS	213306.18	226442.70	275305.23	327788.44	387505.63
6	DEPOSITS	434497.11	530816.21	619400.13	718038.10	812205.48
7	ADVANCES	264018.35	340076.51	407401.27	440846.79	475680.43
8	WORKING FUNDS	534563.35	631126.40	756919.04	859967.31	958737.44
9	NET PROFIT	6009.34	7499.09	9352.34	10119.63	10034.34
10	AUDIT RATING	A	A	A	A	A



## RESERVE FUND AND OTHER RESERVES

( ₹ in Lacs)

SR. NO.	RESERVES & OTHER FUNDS	BALANCE AS ON 01/04/2015	APPROPRIATION OF PROFITS OF 2015-16*	OTHER CREDITS	DEBITS DURING 2015-2016	BALANCE AS ON 31/03/2016
1	STATUTORY RESERVE	28498.44	1101.21	50.46	-	29650.11
2	BUILDING FUND	2400.00	-	-	-	2400.00
3	BAD & DOUBTFUL DEBTS RESERVE	13061.74	5630.00	-	1095.31	17596.43
4	CONTINGENT PROVISION AGAINST STANDARD ASSETS	1629.90	-	174.00	-	1803.90
5	INVESTMENT FLUCTUATION RESERVE	5962.46	-	-	-	5962.46
6	GENERAL RESERVE	3494.12	4.00	1.00	-	3499.12
7	MEMBERS WELFARE FUND	81.29	10.00	-	24.45	66.84
8	CHARITABLE FUND	101.20	44.05	-	101.20	44.05
9	BUILDING REVALUATION RESERVE	-	-	-	-	-
10	SPECIAL RESERVE	2453.00	332.00	-	-	2785.00
11	PROVISION FOR BAD & DOUBTFUL INVESTMENTS	44.35	-	-	-	44.35
12	CONTINGENCY RESERVE	4494.72	440.49	-	-	4935.21
13	CO-OPERATIVE EDUCATION FUND	194.72	44.05	-	194.72	44.05
	<b>TOTAL</b>	<b>62415.94</b>	<b>7605.80</b>	<b>225.46</b>	<b>1415.68</b>	<b>68831.52</b>

\* Note : Appropriation of profit of F. Y. 2015 - 16 subject to approval at Annual General Meeting



## परिशिष्ट - अ

संस्थेचे / बँकेचे नांव	: टीजेएसबी सहकारी बँक लि.
नोंदणीकृत कार्यालयाचा पत्ता	: टीजेएसबी हाऊस, प्लॉट नं. बी-५, रोड नं. २, वागळे इस्टेट, ठाणे (प) - ४०० ६०४.
रिझर्व बँक परवाना क्रमांक व तारीख	: एम.एच. ४१९ पी, २१.०१.१९८५
मल्टीस्टेट परवाना क्रमांक व तारीख	: एमएससीएस/सीआर/२८७/२००८ दि. २३.१०.२००८
कार्यक्षेत्र	: महाराष्ट्र राज्य, कर्नाटक राज्य, गोवा राज्य आणि गुजरात राज्य
तपशील	: ३१ मार्च, २०१६
एकूण शाखा, विस्तारित कक्ष व मुख्य कार्यालयाचा तपशील	: ११५ + ० + १ = ११६
सभासद संख्या १) सभासद	: ५१०८५
२) नाममात्र सभासद	: १३९७२ (रकमेचे आकडे लाखांत)
वसूल झालेले भाग भांडवल	: ११५३०.६२
एकूण गंगाजळी व इतर निधी	: ६८८३१.५२
ठेवी	: बचत ठेवी : १४८०४६.३५ : चालू ठेवी : ४१०६१.८३ : मुदत ठेवी : ६२३०९७.३०
कर्जे	: तारणी : ४५२७६७.५२ : विनातारणी : २२९१२.९१
शेकडा प्रमाण	: अग्रक्रम क्षेत्रासाठी : ४०.५० % : दुर्बल घटकांसाठी : १.९३ %
उचललेली कर्जे	: जिल्हा मध्यवर्ती बँक : ०.०० : एन.एच.बी. : ०.०० : इतर बँका : ०.०० : सी.बी.एल.ओ. : २३०३७.३७ : दीर्घकालीन (Subordinated) मुदत ठेव : १००००.००
गुंतवणूक	: ३८७५०५.६३
थकबाकीचे शेकडा प्रमाण	: २.९७ %
पुंजी पर्याप्तता (कॅपिटल अॅडिक्वसी)	: १३.३४ %
ढोबळ एन.पी.ए.	: ४.७३ %
निव्वळ एन.पी.ए.	: ०.१९ %
ऑडीट वर्ग / हिशेब तपासणीचा वर्ग (सन २०१५-१६ साठी)	: अ
नफा (सन २०१५-१६ साठी)	: १००३४.३४
एकूण कर्मचारी	: १२३२
पैकी अधिकारी व इतर कर्मचारी	: ११८४
शिपाई व वॉचमन	: ४८
खेळते भांडवल	: ९५८७३७.४४



## संचालक मंडळाची ०१.०४.२०१५ ते ३१.०३.२०१६ या काळातील उपस्थिती

अ. क्र.	संचालकाचे नांव	संचालक मंडळ उपस्थिती		उपसमित्यांची उपस्थिती	
		अपेक्षित उपस्थिती	प्रत्यक्ष उपस्थिती	अपेक्षित उपस्थिती	प्रत्यक्ष उपस्थिती
१.	श्री. सी. नंदगोपाल मेनन	१३	१३	९२	८१
२.	श्री. प्र. द. ठाकूर	१३	१२	९२	७३
३.	श्री. वि. अ. वैशंपायन	१३	१२	६६	५६
४.	सौ. अ. रा. आपटे	१३	११	३४	२६
५.	श्री. र. खु. अगरवाल	१३	१२	५५	५४
६.	श्री. र. खु. कनानी	१३	१२	६७	६२
७.	श्री. म. ध. खुताडे	१३	९	०	०
८.	श्री. ना. द. मांडगे	१३	१०	२२	१९
९.	श्री. वि. म. पत्की	१३	१२	५९	४५
१०.	कु. क. के. राईलकर	१३	१२	१४	१२
११.	श्री. दि. य. सुळे	१३	१३	२२	२१
१२.	श्री. विनोदकुमार बन्सल	१३	८	२५	२२



## BYE-LAW AMENDMENTS

Sr. No.	Bye Law No.	Text of existing Bye Law	Proposed Amendment	Text after Incorporation of Amendment	Reason for Amendment
1	4	<p><b>Definitions :-</b> The Words/ Expressions appearing in these Bye-laws shall have the following meaning unless otherwise provided for :</p> <p>i) The ‘Act’ means the Multi- State Co-operative Societies Act, 2002 as may be amended from time to time.</p> <p>ii) The ‘Rules’ means the Multi- State Co-operative Societies Rules, 2002 made under the Multi- State Co-operative Societies Act, 2002 and as may be amended from time to time.</p> <p>iii) ‘Government’ means the Government of India.</p> <p>iv) ‘Central Registrar’ means the Central registrar of Co - operative Societies appointed under the provisions of the Multi- State Co-operative Societies Act, 2002.</p> <p>v) Member :- a) Ordinary Member’ means a person joining in the application for the registration of the Bank and a person admitted to the membership after such registration in accordance with the provisions of the Act, Rules and Bye- Laws</p>	<p>Arranged alphabetically for convenience in reading.</p>	<p><b>Definitions :-</b> The Words/ Expressions appearing in these Bye-laws shall have the following meaning unless otherwise provided for :</p> <p>i) ‘Act’ means the Multi- State Co-operative Societies Act, 2002 as may be amended from time to time.</p> <p>ii) ‘Area of Operation’ means the area from which a person can be admitted as a member of the Bank.</p> <p>iii) ‘Bank’ means TJSB Sahakari Bank Ltd.</p> <p>iv) ‘Board’ means the Board of Directors of the Bank and includes Board in existence at the time of Registration under the Act.</p> <p>v) ‘Bye-Laws’ means the Bye-laws of the Bank for the time being in force which have been duly registered or deemed to have been registered under the Act in force and includes amendments thereto which shall be duly registered or shall be deemed to have been registered under the Act and rules.</p> <p>vi) ‘Central Registrar’ means the Central registrar of</p>	<p>Alphabetically arranged for convenience in reading.</p>



Sr. No.	Bye Law No.	Text of existing Bye Law	Proposed Amendment	Text after Incorporation of Amendment	Reason for Amendment
		<p>and ordinary members existing at the time of registration under the Act.</p> <p>b) ‘Active Member’ means one who participates in the affairs of the Bank and utilizes the minimum level of services or products of the Bank as may be prescribed in the Bye-Law no. 10(2).</p> <p>c) ‘Nominal Member’ means a person who has been admitted as a nominal member under the Act, Rules and Bye-laws of the Bank and nominal members existing at the time of registration under the Act.</p> <p>d) ‘Joint Member’ means a member who holds a share in the Bank jointly with others, but whose name does not stand first in the Share certificate and joint members existing at the time of registration under the Act, Rules and Bye-laws.</p> <p>vi) ‘Bank’ means TJSB Sahakari Bank Ltd.</p> <p>vii) ‘Bye-Laws’ means the Bye-laws of the Bank for the time being in force which have been duly registered or deemed to have been registered under the Act in force and includes amendments thereto which shall be duly registered or shall be deemed to have been</p>		<p>Co-operative Societies appointed under the provisions of the Multi- State Co-operative Societies Act, 2002.</p> <p>vii) ‘Chief Executive’ means Chief Executive Officer or Managing Director or such other officer of the Bank appointed by the Board of Bank under the provisions of the Act, Rules and Bye-laws.</p> <p>viii) ‘Committee’ means such committee of the Board or sub-committee of Directors constituted by the Board from time to time and includes the committee in existence at the time of registration under the Act.</p> <p>ix) ‘Co-operative Bank’ means a Multi- State Co-operative Society/ State Co-operative Society which undertakes Banking Business.</p> <p>x) ‘Co-operative Principles’ means the Co-operative principles as specified in the first schedule of the Multi-State Co-operative Societies Act, 2002.</p> <p>xi) ‘Co-operative society’ means a co-operative society registered or deemed to be registered under any law relating to co-operative societies for the time being in</p>	



Sr. No.	Bye Law No.	Text of existing Bye Law	Proposed Amendment	Text after Incorporation of Amendment	Reason for Amendment
		<p>registered under the Act and rules.</p> <p>viii) ‘Chief Executive’ means Chief Executive Officer or Managing Director or such other officer of the Bank appointed by the Board of Bank under the provisions of the Act, Rules and Bye-laws.</p> <p>ix) ‘Officer’ means a Chairman, Vice-Chairman, Managing Director, Chief Executive Officer, General Manager, Secretary, Manager, Members of the Board, Treasurer, Liquidator and Administrator appointed under Section 123 of the Multi State Co-operative Societies Act, 2002 and includes any other person empowered under Multi- State Co-operative Societies Act or the Rules or the Bye-laws to give direction in regard to business of the Bank.</p> <p>x) ‘Person’ means an adult individual, Partnership Firm, Company registered under the Companies Act, 1956 or any other Body Corporate constituted under the law from the time being in force, Society registered under the Societies Registration Act, 1860, any other Society registered under the relevant societies Act, Local Authority, Central Government, State</p>		<p>force in any State or Union Territory.</p> <p>xii) ‘Co-operative Year’ means the period from 1<sup>st</sup> April to 31<sup>st</sup> March.</p> <p>xiii) ‘Deposit Insurance Corporation’ means the Deposit Insurance and Credit Guarantee Corporation established under section 3 of the Deposit Insurance Corporation Act, 1961.</p> <p>xiv) ‘Delegate’ means a person who is duly appointed / elected by the members of the Bank or part thereof in accordance with its Bye - laws as its representative to the General Body of the Bank or a person who is duly authorized by the Board of the Member Society to represent the Society in General Body of the Bank of which the Society is a member.</p> <p>xv) ‘Defaulter’ means a member who has defaulted in payment of any kind of dues payable to the Bank.</p> <p>xvi) ‘Executive Officer’ means the officer appointed by the Bank and to whom the powers are delegated as per the resolution passed in the meeting of the Board of Directors from time to time.</p>	





Sr. No.	Bye Law No.	Text of existing Bye Law	Proposed Amendment	Text after Incorporation of Amendment	Reason for Amendment
		<p>Government and Trust registered under any law for the time being in force for registration of such Trusts and Hindu Undivided Family and as provided in the Acts, Rules and Bye- laws.</p> <p>xi) ‘The Executive Officer’ means the officer appointed by the Bank and to whom the powers are delegated as per the resolution passed in the meeting of the Board of Directors from time to time.</p> <p>xii) ‘Delegate’ means a person who is duly appointed/elected by the members of the Bank or part thereof in accordance with its Bye-laws as its representative to the General Body of the Bank or a person who is duly authorized by the Board of the Member Society to represent the Society in General Body of the Bank of which the Society is a member.</p> <p>xiii) ‘General Body’ means all the ordinary members of the Bank and includes a body constituted as per the provisions of the Act, Rules and Bye-laws.</p> <p>xiv) ‘Board’ means the Board of Directors of the Bank and includes Board in existence at the time of Registration under the Act.</p>		<p>xvii) ‘Federal Co-operative’ means a federation of Co-operative Societies registered under the Multi-State Co-operative Societies Act and whose membership is available only to Co-operative Society or a Multi- State Co-operative Society.</p> <p>xviii) ‘General Body’ means all the ordinary members of the Bank and includes a body constituted as per the provisions of the Act, Rules and Bye-laws.</p> <p>xix) ‘General Meeting’ means a meeting of the General Body and includes the Special General Meeting.</p> <p>xx) ‘Government’ means the Government of India.</p> <p>xxi) Member :-  a) ‘Ordinary Member’ means a person joining in the application for the registration of the Bank and a person admitted to the membership after such registration in accordance with the provisions of the Act, Rules and Bye- Laws and ordinary members existing at the time of registration under the Act.  b) ‘Active Member’ means one who participates in the affairs of the Bank and utilizes the minimum level of</p>	



Sr. No.	Bye Law No.	Text of existing Bye Law	Proposed Amendment	Text after Incorporation of Amendment	Reason for Amendment
		<p>xv) 'General Meeting' means a meeting of the General Body and includes the Special General Meeting.</p> <p>xvi) 'Multi State Co-operative Society' means a co-operative society registered or deemed to be registered under the Multi State Co-operative Societies Act, 2002.</p> <p>xvii) 'National Co-operative Society' means Multi- State co- operative society specified in the second schedule to the Multi – State Co-operative Societies Act, 2002.</p> <p>xviii) 'Co-operative society' means a co-operative society registered or deemed to be registered under any law relating to co-operative societies for the time being in force in any State or Union Territory.</p> <p>xix) 'Federal Co-operative' means a federation of Co-operative Societies registered under the Multi-State Co-operative Societies Act and whose membership is available only to Co-operative Society or a Multi- State Co-operative Society.</p> <p>xx) 'A Co-operative Bank' means a Multi- State Co-</p>		<p>services or products of the Bank as may be prescribed in the Bye-Law no. 10(2) .</p> <p>c) 'Nominal Member' means a person who has been admitted as a nominal member under the Act, Rules and Bye-laws of the Bank and nominal members existing at the time of registration under the Act.</p> <p>d) 'Joint Member' means a member who holds a share in the Bank jointly with others, but whose name does not stand first in the Share certificate and joint members existing at the time of registration under the Act, Rules and Bye-laws.</p> <p>xxii) 'Minimum Level of Services' means :</p> <p>A. To maintain with the Bank average daily balance during the previous financial year as under :</p> <p>i. SB Account of Rs. 5,000/- OR ii. Current Account Rs. 10,000/- OR iii. Fixed or other deposits Rs. 1,00,000/- OR iv. Loan/s of any type for an amount aggregating to Rs. 1,00,000/-</p>	



Sr. No.	Bye Law No.	Text of existing Bye Law	Proposed Amendment	Text after Incorporation of Amendment	Reason for Amendment
		<p>operative Society/ State Co-operative Society which undertakes Banking Business.</p> <p>xxi) ‘Reserve Bank’ means the Reserve Bank of India constituted under the Reserve Bank of India Act, 1934(2) of 1934.</p> <p>xxii) ‘Deposit Insurance Corporation’ means the Deposit Insurance and Credit Guarantee Corporation established under section 3 of the Deposit Insurance Corporation Act, 1961.</p> <p>xxiii) ‘Defaulter’ means a member who has defaulted in payment of any kind of dues payable to the Bank.</p> <p>xxiv) ‘Willful Defaulter’ means a Member who commits a default as mentioned in the directives and guidelines issued by the Reserve Bank of India from time to time.</p> <p>xxv) ‘Co-operative Year’ means the period from 1<sup>st</sup> April to 31<sup>st</sup> March.</p> <p>xxvi) ‘Area of Operation’ means the area from which a person can be admitted as a member of the Bank.</p> <p>xxvii) ‘Co-operative Principles’ means the Co-</p>		<p>xxiii) ‘Multi State Co-operative Society’ means a co-operative society registered or deemed to be registered under the Multi State Co-operative Societies Act, 2002.</p> <p>xxiv) ‘National Co-operative Society’ means Multi- State co- operative society specified in the second schedule to the Multi – State Co-operative Societies Act, 2002.</p> <p>xxv) ‘Notifications’ means a notification published in the official gazette.</p> <p>xxvi) ‘Officer’ means a Chairman, Vice-Chairman, Managing Director, Chief Executive Officer, General Manager, Secretary, Manager, Members of the Board, Treasurer, Liquidator and Administrator appointed under Section 123 of the Multi State Co-operative Societies Act, 2002 and includes any other person empowered under Multi- State Co-operative Societies Act or the Rules or the Bye-laws to give direction in regard to business of the Bank.</p> <p>xxvii) ‘Person’ means an adult individual, Partnership Firm, Company registered under the Companies Act, 1956</p>	



Sr. No.	Bye Law No.	Text of existing Bye Law	Proposed Amendment	Text after Incorporation of Amendment	Reason for Amendment
		<p>operative principles as specified in the first schedule of the Multi-State Co-operative Societies Act, 2002.</p> <p>xxviii) ‘Notifications’ means a notification published in the official gazette.</p> <p>xxix) ‘Prescribed’ means prescribed in accordance with the Act, Rules and Bye-laws.</p> <p>xxx) ‘Committee’ means such committee of the Board or sub-committee of Directors constituted by the Board from time to time and includes the committee in existence at the time of registration under the Act.</p> <p>xxxi) ‘Minimum Level of Services’ means :</p> <p style="padding-left: 40px;">A. To maintain with the Bank average daily balance during the previous financial year as under :</p> <p style="padding-left: 80px;">i. SB Account of Rs. 5000/- OR</p> <p style="padding-left: 80px;">ii. Current Account Rs. 10,000/- OR</p> <p style="padding-left: 80px;">iii. Fixed or other deposits Rs. 1,00,000/- OR</p> <p style="padding-left: 80px;">iv. Loan/s of any type for an amount aggregating to Rs. 1,00,000/-</p>		<p>or any other Body Corporate constituted under the law from the time being in force, Society registered under the Societies Registration Act, 1860, any other Society registered under the relevant societies Act, Local Authority, Central Government, State Government and Trust registered under any law for the time being in force for registration of such Trusts and Hindu Undivided Family and as provided in the Acts, Rules and Bye- laws.</p> <p>xxviii) ‘Prescribed’ means prescribed in accordance with the Act, Rules and Bye-laws.</p> <p>xxix) ‘Reserve Bank’ means the Reserve Bank of India constituted under the Reserve Bank of India Act, 1934 (2) of 1934.</p> <p>xxx) ‘Rules’ means the Multi- State Co-operative Societies Rules, 2002 made under the Multi- State Co-operative Societies Act, 2002 and as may be amended from time to time.</p> <p>xxxi) ‘Willful Defaulter’ means a Member who commits a default as mentioned in the directives and guidelines issued by the Reserve Bank of India from time to time.</p>	



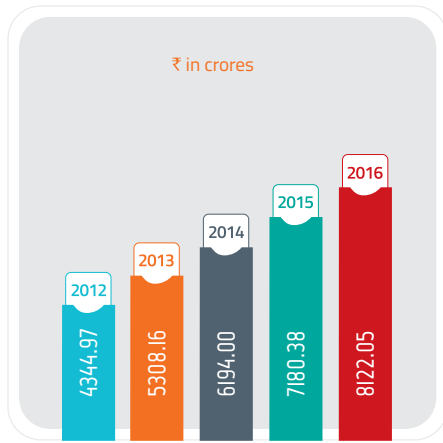
Sr. No.	Bye Law No.	Text of existing Bye Law	Proposed Amendment	Text after Incorporation of Amendment	Reason for Amendment
2	6	<p><b>Funds :-</b> The Bank may receive funds from any or all of the following sources :</p> <p>i) Share Capital</p> <p>ii) Admission Fee</p> <p>iii) Subscriptions</p> <p>iv) Deposits, debentures, preference shares, Long Term(Subordinated) Deposits (LTDs) and /or any other instruments.</p> <p>v) Loans, overdrafts and Advances, refinance, Line of Credit or by availing Rediscounting Facilities from other financial institutions.</p> <p>vi) Donations, Grants-in-aid, Subsidies, etc.</p> <p>vii) Contributions</p> <p>viii) Profit, interest, rent, service charges, commission, etc.</p> <p>ix) Dividend</p> <p>x) Any other means as may be permitted by the Reserve Bank of India and / or the Central Registrar from time to time .</p>	<p>(I) Add 2 new clauses after (ix) — (x) External Commercial Borrowings (ECB) (xi) Floating Secured / Unsecured Bonds (ii) Clause (x) be renumbered as (xii)</p>	<p><b>Funds :-</b> The Bank may receive funds from any or all of the following sources :</p> <p>i) Share capital</p> <p>ii) Admission Fee</p> <p>iii) Subscriptions</p> <p>iv) Deposits, debentures, preference shares, Long Term(Subordinated) Deposits (LTDs) and /or any other instruments.</p> <p>v) Loans, overdrafts and Advances, refinance, Line of Credit or by availing Rediscounting Facilities from other financial institutions.</p> <p>vi) Donations, Grants-in-aid, Subsidies, etc.</p> <p>vii) Contributions</p> <p>viii) Profit, interest, rent, service charges, commission, etc.</p> <p>ix) Dividend</p> <p><b>x) External Commercial Borrowings (ECB)</b></p> <p><b>xi) Floating Secured/ Unsecured Bonds</b></p> <p><b>xii) Any other means as may be permitted by the Reserve Bank of India and / or the Central Registrar from time to time.</b></p>	<p>Bank has received Authorised Dealer1 (AD1) License coterminous with that of the Banking License from Reserve Bank of India on 01.03.2016</p>



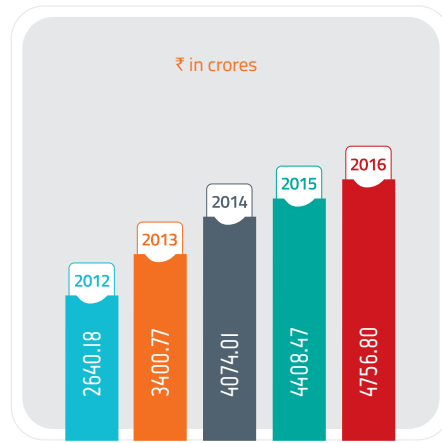
Sr. No.	Bye Law No.	Text of existing Bye Law	Proposed Amendment	Text after Incorporation of Amendment	Reason for Amendment
2	16 (ii)	<p><b>Resignation :-</b></p> <p>A member may withdraw and resign from his membership by surrendering all shares held by him after one year and giving at least one month's notice to the Bank in writing in such form and with such fees as prescribed by the Board. The Board shall not give approval to such withdrawal or resignation while such a member is indebted, either directly as a borrower or indirectly as a guarantor, to the Bank. During any co-operative year, the aggregate withdrawals shall not exceed <b>1%</b> of the total paid up share capital as on 31<sup>st</sup> March, of the preceding year.”</p>	<p>The percentage stipulated to 1% to be changed to 10%</p>	<p><b>Resignation :-</b></p> <p>A member may withdraw and resign from his membership by surrendering all shares held by him after one year and giving at least one month's notice to the Bank in writing in such form and with such fees as prescribed by the Board. The Board shall not give approval to such withdrawal or resignation while such a member is indebted, either directly as a borrower or indirectly as a guarantor, to the Bank. During any co-operative year, the aggregate withdrawals shall not exceed <b>10%</b> of the total paid up share capital as on 31<sup>st</sup> March, of the preceding year.”</p>	<p>In a competitive scenario many loan accounts are taken over by other banks. Under such circumstances, the Borrower/s prefers to surrender the shares. The said quantum may increase in future. In addition, at the time of Write off, shares of the Borrowers are redeemed.</p>



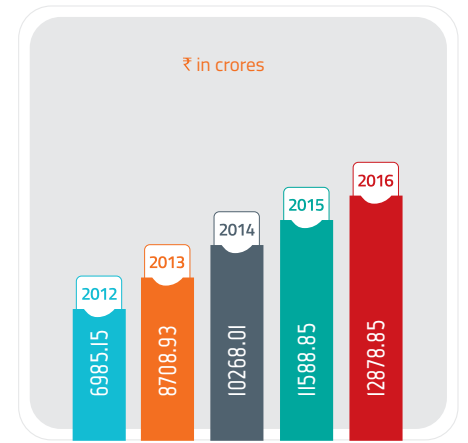
### Deposits



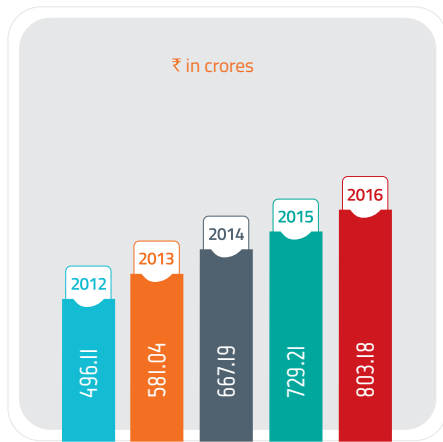
### Advances



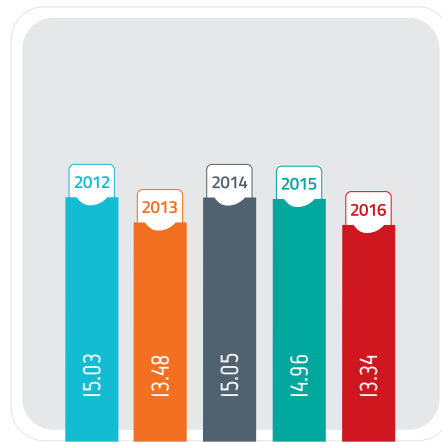
### Business-Mix



### Owned Funds



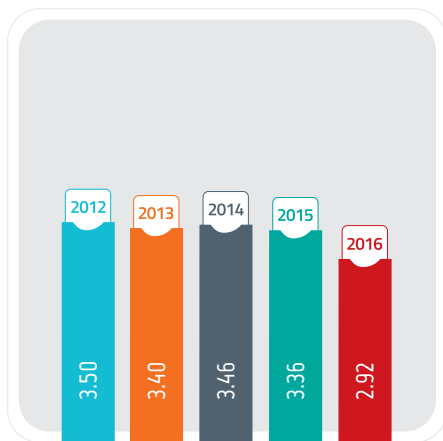
### Capital Adequacy (%)



### Gross NPA & Net NPA (%)



### Net Interest Margin (%)



### Return on Asset (%)







To All Your  
**Forex needs**

## Forex simplified at TJSB

- NRE, NRO, FCNR (B) Deposits
- Exchange Earner Foreign Currency Account (EEFC)
- Diamond Dollar Account
- Foreign Letter of Credit / Buyers Credit
- Inward & Outward Remittances
- Pre-shipment Finance in Foreign Currency (PCFC)
- Post-shipment In Foreign Currency (PSCFC)
- Forward Rate Arrangements



# 45<sup>th</sup> Annual Report 2015-2016

# NET GENERATION  
# SMART BANKING



*Vishwas Zindagi Bhar Ka*