

**Built on TRUST
Driven by TECHNOLOGY**



TJSB
Housing Loan
up to ₹ **3** cr.*
at **8.25**%
p.a.*

YOUR DREAM HOME
OUR COMMITMENT



*T&C apply



TJSBSociety App

**A Smart Solution for Commercial
& Housing Societies**

—: Benefits :—

- ▶ Dues & Receipt Management
- ▶ Advance Data Management & Reporting
- ▶ Complaint Management System
- ▶ Maintenance Bill Payment via UPI and Payment Gateway





TJSB Sahakari Bank Ltd.

(Multi-State Scheduled Bank)

(Reg.No.MSCS/CR/287/2008 Date: 23/10/2008)

NOTICE OF ANNUAL GENERAL MEETING

54th Annual General Meeting of the Bank will be held on Sunday, 1st June, 2025 at 10.00 a.m. at Raymond Ltd. - Convention Centre Eleganza Hall, Pokharan Road No. 1, Near Samta Nagar, Thane - 400 606.

AGENDA

1. To read and confirm the minutes of the Annual General Meeting held on 2nd June, 2024.
2. To approve the Annual Report placed by the Board of Directors for the Financial Year ended 31st March, 2025, Balance Sheet and Profit & Loss Account, Appropriation of Profit and take a note of Statutory Auditor's Report.
3. To approve the dividend for the Financial Year 2024-2025, as recommended by the Board of Directors.
4. To authorize Board of Directors to appoint Statutory Auditors for the Financial Year 2025-2026 and to fix their remuneration.
5. To approve the proposal of distribution of donations out of charitable fund of the Bank to Charitable / Social Institutions.
6. To condone absence of those members of the Bank who have not attended this Annual General Meeting.
7. Any other matter with the permission of the Chair.

Registered Office :

TJSB Sahakari Bank Ltd.

TJSB House, Plot No. B-5,
Road No. 2, Wagle Industrial Estate,
Thane (West) - 400 604

Date: 17/05/2025

By Order of the Board of Directors

sd/-

N. N. Arekar
MD & CEO

Note : If within half an hour from the time appointed for the meeting, the quorum is not present, the meeting shall stand adjourned and this adjourned meeting shall be held at 10.40 a.m. on the same day and same place. This adjourned meeting will not require any separate notice or quorum.

Important Notice to the Members

1. Members who wish to have any additional information or those who wish to make any suggestions should submit their request in writing at the Registered Office of the Bank on or before 22nd May, 2025, during office hours.
2. Any change in Name / Address of the member should be intimated in writing immediately to the Shares Department situated at Registered Office of the Bank.
3. The Annual Report for the Financial Year 2024-2025 is available on Bank's website www.tjsbbank.co.in or to download the same you can scan the below given QR code. Members if required may collect copy of the Annual Report from the nearest Branch/Registered Office.
4. Members are requested to bring Shareholder's ID card or valid Photo Identity Proof at the time of attending Annual General Meeting. Members are requested to collect their Certificate of Attendance after signing the Attendance Register.
5. No proxy or a holder of power of attorney or letter of authority for individual shareholder shall be eligible to attend Annual General Meeting.





टीजेएसबी सहकारी बँक लि.

(मल्टि-स्टेट शेड्युल्ड बँक)

(रजि.क्र.: एम्एससीएस/सीआर/२८७/२००८ दि.२३.१०.२००८)

सभासदांस वार्षिक सर्वसाधारण सभेची सूचना

बँकेची ५४ वी वार्षिक सर्वसाधारण सभा, रविवार दिनांक १ जून, २०२५ रोजी, सकाळी १० वाजता, रेमण्ड लि. - कन्व्हेंशन सेंटर एलिंगझा हॉल, पोखरण रोड क्र. १, समता नगर, ठाणे - ४०० ६०६ येथे आयोजित करण्यात आली आहे.

सभेपुढील विषय

१. दि. २ जून, २०२४ रोजी झालेल्या मागील वार्षिक सर्वसाधारण सभेचे इतिवृत्त वाचून कायम करणे.
२. संचालक मंडळाने सादर केलेला दि. ३१ मार्च, २०२५ अखेरच्या वर्षाचा अहवाल, ताळेबंद, नफा-तोटा पत्रक व नफा वाटणी मंजूर करणे आणि वैधानिक लेखापरीक्षांच्या अहवालाची नोंद घेणे.
३. संचालक मंडळाने शिफारस केल्याप्रमाणे आर्थिक वर्ष २०२४-२०२५ साठीच्या लाभांशास मान्यता देणे.
४. सन २०२५-२०२६ या आर्थिक वर्षासाठी वैधानिक लेखापरीक्षांची नेमणूक करण्याचा व त्यांचे सेवाशुल्क ठरविण्याचा अधिकार बँकेच्या संचालक मंडळास देणे.
५. धर्मादाय / सार्वजनिक संस्थांना अंशदान निधीतून देणगी देणेबाबत प्रस्तावास मान्यता देणे.
६. ह्या वार्षिक सर्वसाधारण सभेस उपस्थित नसलेल्या सभासदांच्या अनुपस्थितीस मान्यता देणे.
७. माननीय अध्यक्षांच्या संमतीने येणारे आयत्या वेळेचे विषय.

नोंदणीकृत कार्यालय :

टीजेएसबी सहकारी बँक लि.

टीजेएसबी हाऊस, प्लॉट नं. बी-५, रोड नं. २,
वागळे इन्डस्ट्रीअल इस्टेट, ठाणे (प) - ४०० ६०४
दिनांक : १७/०५/२०२५

संचालक मंडळाच्या आदेशावरून

sd/-

नि. नं. आरेकर

व्यवस्थापकीय संचालक व
मुख्य कार्यकारी अधिकारी

सूचना : सभेसाठी निश्चित केलेल्या वेळेपासून अर्ध्या तासाच्या आत जर गणसंख्या पूर्ण झाली नाही तर सभा स्थगित केली जाईल व अशी स्थगित सभा त्याच दिवशी व त्याच ठिकाणी, सकाळी १० वाजून ४० मिनिटांनी घेतली जाईल. या स्थगित सभेस गणपूर्तीची व वेगळ्या सूचनेची आवश्यकता राहणार नाही.

सभासदांस महत्वाच्या सूचना

१. सभासदांना वार्षिक सर्वसाधारण सभेपुढे काही प्रश्न / सूचना मांडावयाच्या असतील तर त्यांनी त्या २२ मे, २०२५ पर्यंत कामकाजाच्या वेळेत, नोंदणीकृत कार्यालयात लेखी स्वरूपात द्याव्यात.
२. सभासदांना नांव / पत्ता बदलायचा असल्यास त्याची बँकेच्या नोंदणीकृत कार्यालयातील शेअर्स विभागात नोंद करून घ्यावी.
३. आर्थिक वर्ष २०२४-२०२५ चा वार्षिक अहवाल, बँकेचे संकेतस्थळ www.tjsbbank.co.in वर उपलब्ध आहे किंवा खाली दिलेला QR कोड स्कॅन करून डाऊनलोड करता येईल. तसेच वार्षिक अहवालाची प्रत बँकेच्या सर्व शाखांमध्ये आणि नोंदणीकृत कार्यालयात उपलब्ध आहे.
४. उपस्थित सभासदांनी वार्षिक सर्वसाधारण सभेसाठी येताना सभासदत्वाचे ओळखपत्र अथवा फोटोसहित ओळखपत्र आणणे अत्यावश्यक आहे. कृपया उपस्थिती प्रमाणपत्र सभेच्या ठिकाणी उपस्थिती रजिस्टर मध्ये स्वाक्षरी केल्यावर ताब्यात घ्यावे.
५. वैयक्तिक सभासदांना वार्षिक सर्वसाधारण सभेस वैयक्तिकरित्या उपस्थित राहणे अनिवार्य आहे. कुलमुखत्यारपत्र अथवा अशा कोणत्याही प्रकारच्या अधिकार पत्राद्वारे नियुक्त केलेल्या प्रतिनिधी मार्फत उपस्थिती लावता येणार नाही.





BOARD OF DIRECTORS

1.	SHRI. S. N. GANGAL	B.Com., LLB, MLS	CHAIRMAN
2.	SHRI. V. V. SINGAVI	M.Com., FCA, DISA (ICAI), M.Phil (Banking)	VICE-CHAIRMAN
3.	DR. MRS. A. V. BAPAT	DHMS, M.Sc. in Child Psychology, Sangeet Visharad, Naturopath	DIRECTOR
4.	SHRI. B. A. GAIKAWAD	HSC	DIRECTOR
5.	SHRI. R. K. HEGDE	B.Com., LLM, CAIIB	DIRECTOR
6.	SHRI. KRCV SESHACHALAM	B.A., B.L., B.Ed.	DIRECTOR
7.	SHRI. S. A. KHANDEKAR	B.E. (Production), MBA	DIRECTOR
8.	DR. SHRI. P. M. MAHESHWARI	MVSc, BVSc & AH, CAIIB	DIRECTOR
9.	SHRI. S. S. PATANKAR	B.E. (Electronics), PGDST-NCST	DIRECTOR
10.	MRS. P. R. RANADE	B.A., LLB	DIRECTOR
11.	SHRI. S. S. TATAKE	B.E. (Electronics & Telecommunications), MS-Telecommunications	DIRECTOR
12.	MRS. S. M. SHIRALI	M.Com., CISA, CISM, CAIIB	MD & CEO (upto 31.08.2024)
13.	SHRI. N. N. AREKAR	B.Com., CAIIB	MD & CEO (w.e.f. 01.09.2024)

BOARD OF MANAGEMENT

1.	SHRI. S. N. GANGAL	B.Com., LLB, MLS
2.	SHRI. V. V. SINGAVI	M.Com., FCA, DISA (ICAI), M.Phil (Banking)
3.	SHRI. S. S. TATAKE	B.E. (Electronics & Telecommunications), MS-Telecommunications
4.	SHRI. S. D. KETKAR	B.Com., LLB, ACMA, ACS
5.	SHRI. S. S. MATE	B.Com., CA, CS
6.	DR. MRS. K. P. T. MODI	MBBS, MD Anatomy

Registered Office :

TJSB House, Plot No. B-5, Road No. 2,
Wagle Industrial Estate, Thane (W) – 400 604.
Phone : 022 6936 8500

Website : www.tjsbbank.co.in

E-mail : response@tjsb.co.in



SENIOR EXECUTIVES

1.	SHRI. N. S. KIRODIAN	B.Sc., PGPMs, Honours Diploma in Systems Management	GENERAL MANAGER
2.	SHRI. V. G. GORE	B.Com., JAIIB	DY. GENERAL MANAGER
3.	DR. SHRI. R. K. MISHRA	B.A. (Hons.), CAIIB, MBA-Banking & Finance, MBS, Doctor of Philosophy	DY. GENERAL MANAGER
4.	SHRI. H. G. CHHABRA	B.Com., CAIIB, MBA-Marketing	DY. GENERAL MANAGER
5.	MRS. R. D. GHOSAL	M.Com., MBA-Finance, CAIIB, PGDBM-HR	DY. GENERAL MANAGER
6.	SHRI. S. M. MAYEKAR	B.Com., CAIIB	DY. GENERAL MANAGER
7.	SHRI. J. A. POYREKAR	B.Com.	DY. GENERAL MANAGER
8.	MRS. S. J. CARDOSO	B.Com., CA, CAIIB (Financial Advising)	DY. GENERAL MANAGER
9.	SHRI. A. R. DESAI	B.Com., CAIIB	DY. GENERAL MANAGER
10.	MRS. A. N. SULE	B.Com., GDC&A, CAIIB-Part I, LLB (Gen.)	DY. GENERAL MANAGER
11.	SHRI. A. V. BHAT	B.Com.	DY. GENERAL MANAGER
12.	MRS. S. S. GADKARI	B.Com., CA, CAIIB	DY. GENERAL MANAGER
13.	SHRI. M. M. PHADKE	B.Com., CAIIB, LLB, CS-INTER	DY. GENERAL MANAGER (upto 31.03.2025)
14.	SHRI. D. L. KULKARNI	B.Com., JAIIB	ASST. GENERAL MANAGER
15.	SHRI. P. A. SINGH	B.Com. (Hons.), MBE, CAIIB	ASST. GENERAL MANAGER
16.	SHRI. V. P. RANADE	B.Com., JAIIB	ASST. GENERAL MANAGER
17.	SHRI. A. R. DHARESHWAR	B. Com., GDC&A, CAIIB	ASST. GENERAL MANAGER
18.	SHRI. P. P. KOTWAL	B.Com., JAIIB	ASST. GENERAL MANAGER
19.	SHRI. H. R. TRIPATHI	B.Com., CAIIB, CA	ASST. GENERAL MANAGER
20.	SHRI. R. K. WALMIKI	B.Com., CAIIB	ASST. GENERAL MANAGER
21.	SHRI. S. M. DIVEKAR	B.Sc., CAIIB	ASST. GENERAL MANAGER
22.	SHRI. V. P. KUMAVAT	B.Com.	ASST. GENERAL MANAGER
23.	SHRI. R. V. TANPURE	B.Com., CAIIB	ASST. GENERAL MANAGER
24.	SHRI. S. P. KALE	B.Com., CAIIB, MBA-Banking & Finance	ASST. GENERAL MANAGER
25.	MRS. V. V. SALVI	B.Com., GDC&A, JAIIB, DHRD	ASST. GENERAL MANAGER
26.	MRS. Y. S. VICHARE	B.Com., CAIIB, LLM	ASST. GENERAL MANAGER
27.	SHRI. K. C. KHATEI	M.A., MBA-Finance, CAIIB	ASST. GENERAL MANAGER
28.	SHRI. P. B. MANDAVKAR	B.Com., CAIIB	ASST. GENERAL MANAGER
29.	SHRI. A. M. JOSHI	B.A., B.Com.	ASST. GENERAL MANAGER
30.	SHRI. S. S. THAKUR	BCA	ASST. GENERAL MANAGER
31.	SHRI. S. V. SONTAKKE	B.Com., MBA-Finance, MBA-Marketing	ASST. GENERAL MANAGER
32.	SHRI P. N. JADHAV	B.A., GDC&A, JAIIB, MBA-Banking	ASST. GENERAL MANAGER
33.	SHRI. P. G. ASOLKAR	B.Com., GDC&A, CAIIB	ASST. GENERAL MANAGER

Statutory Auditors :

M P Chitale & Co.
Chartered Accountants

Fadnis & Gupte LLP
Chartered Accountants



54th Annual Report 2024 - 25

Dear Members,

On behalf of the Board of Directors, I extend a warm welcome to all of you at the 54th Annual General Meeting of the Bank. The Board of Directors take great pleasure in presenting the 54th Annual Report on the business and operations of your Bank, together with the audited accounts for the year ended March 31st, 2025.

Reaffirming its transparency and continuing the legacy, your Bank proudly announced Audited Financial Results for F.Y. 2024-25 on April 10th, 2025, i.e., within 10 days of the completion of the Financial Year. Your Bank is one of the few banks to declare its Audited results in such a short span.

Economic Scenario:

Globally, F.Y. 2024-25 has been an eventful year. The year witnessed unprecedented electoral activity on the political front, with more than half of the global population voting in major elections across countries. Meanwhile, the ongoing Russia-Ukraine and the Israel-Hamas conflict continued to adversely impact the world economy. These events impacted energy and food security, leading to higher prices and rising inflation. Geopolitical risks and policy uncertainties, especially trade policies contributed to increase the volatility in global financial markets.

In India, a strong Growth momentum in the beginning of the F.Y. 2024-25 failed to maintain its consistency in performance during second quarter of the financial year. The agriculture and service sectors emerged as key growth drivers; however, the overall growth was tempered by moderation in industrial growth, particularly in manufacturing, which faced challenges from slowing global demand and supply chain disruptions.

The Indian economy has made steady progress towards the goals of price stability and sustained growth and is expected to remain resilient backed by consumption demand.

The Headline Consumer Price Index (CPI) inflation number which was 4.85% at the start of F.Y. 2024-25 had increased to 6.2% in October 2024. The main factor was the food inflation which had rose to 10.87% in October, 2024. The CPI number came below 4% since February 2025 and the same for March 2025 was at an eight month low of 3.34%, driven by sharp decline in vegetable prices.

The exchange rate of USD was at ₹83.38 at the beginning of the year 2024-25 and it ended up at ₹85.47 in March 2025. In other words, Indian rupee depreciated by 2.50% during the year. During the F.Y. 2024-25, the highest exchange rate was ₹87.97 and the lowest was ₹82.95 i.e., a movement of ₹ 5.02 under the exchange rate of USD. The US dollar experienced sharp fluctuations, reaching a two-year high in January 2025 due to imposition of higher tariffs and strengthening of dollar globally. The dollar index had touched high of 110 during January 2025. Eventually, Indian markets witnessed outflow of foreign investors which ultimately pressured the Indian rupee.

During F.Y. 2024-25, Brent oil price was \$ 82.82 / bbl at the beginning of the Financial Year. It closed at \$ 71.48 / bbl at the end of March 2025. Thus, the fall in crude prices during the year amounted to \$11.34 / bbl i.e., 13.69% over the previous year. The crude prices tumbled to the level of \$64.61 / bbl during the F.Y. 2024-25. Brent crude oil prices plunged on account of sharp escalation in trade tensions and the prospect of higher supplies from some OPEC+ countries.



The second advance estimates released by the National Statistical Office (NSO) estimated India's GDP growth would be at 6.5% year-on-year in 2024-25 on the back of robust growth in private final consumption expenditure.

The government has budgeted the capital investment outlay for infrastructure at ₹ 11.21 lakh crore which demonstrates a strong commitment to advancing infrastructure and economic growth. However, due to the impact of global trade and policy uncertainties, Reserve Bank has marked down the country's GDP by 20 basis points at 6.5% as against their earlier assessment of 6.7% for next fiscal.

Indian Banking Sector:

The Reserve Bank of India maintained status quo during 1st three quarters of F.Y. 2024-25. However, in October, 2024 policy, Reserve Bank of India changed its monetary stance from 'withdrawal of accommodation' to 'neutral'. In February 2025, RBI reduced repo rate by 25 basis points i.e. from 6.50% to 6.25%. This was the first reduction in repo rate since May 2020.

Overall Credit growth of Banks remained at 18% in F.Y. 2024-25. However, the deposits grew only by 12% during the same period. Hence, due to tight liquidity conditions, the interest rates remained on the higher side in spite of falling interest rate scenario.

In December 2024, to ease the liquidity conditions Reserve Bank reduced the Cash Reserve Ratio (CRR) of banks by 50 basis points i.e. from 4.50% to 4.00% releasing primary liquidity to the tune of ₹ 1.16 lakh crore to the banking system. In addition to it, Reserve Bank conducted daily Variable Rate Repo (VRR) auctions on daily basis, injected durable liquidity through term repo auctions, open market purchase operations and USD/INR Buy/Sell swaps to assure availability of adequate systemic liquidity in the

banking sector. Consequently, systemic liquidity turned into surplus at the end of March, 2025.

Gross NPA of Scheduled Commercial Banks fell to 2.6% of total advances in September 2024 marking the lowest level in the past 12 years. During the same period, the Provision Coverage Ratio (PCR) of Commercial Banks remained at 77%, mainly due to pro-active provisioning against the stressed assets.

Performance Highlights of the Bank for the F.Y. 2024-25:

During the year ended 31 March 2025, your Bank's business mix grew by 2.86%, with deposits up 1.79% and advances up 4.85%. The CD ratio improved to approximately 55.6%, reflecting healthy loan demand and calibrated deposit mobilisation. Gross profit declined by 10.06% and net profit by 14.32% due to higher operating costs and strategic investments, while owned funds remained strong, decreasing marginally by 4.66%. The increase in business mix has been subdued largely because of lower growth in Deposits. It was our conscious decision to not garner large deposit amount by playing the rate card. We collected just about ₹ 100.00 crore at 8%. Over the past 2 years, we witnessed a flight of high-cost deposits in the subsequent year following the moderation of interest rates. This will also help us to moderate our cost of deposit in F.Y. 2025-26. I must mention here that, to some extent our acquisition of The Citizen Co-operative Bank Ltd. Goa helped us add to our deposit at a moderate cost.

Gross Non-Performing Assets (NPAs) improved modestly to 3.59% of advances, while net NPAs remained at 0.00%. The Capital to Risk Weighted Assets Ratio (CRAR) stood at 17.48%, marginally lower by 9 basis points from the previous year, yet well above regulatory norms. Together with strong reserves and zero net NPAs, these metrics demonstrate the Bank's continued emphasis on prudent

risk management, superior asset quality and sound capitalization, providing a firm foundation for sustainable profitability and stakeholder confidence. It is important to mention here that the lower percentage of gross NPA is despite absorbing NPA amount of The Citizen Co-operative Bank Ltd.

Financial Highlights

(₹ in crore)

Particulars	31.03.2025	31.03.2024	% Increase / (Decrease)
Business Mix	23,104.82	22,462.45	2.86
Deposits	14,848.64	14,587.87	1.79
Advances	8,256.18	7,874.58	4.85
Gross Profit	252.07	280.26	(10.06)
Net Profit	185.38	216.36	(14.32)
Owned Funds	1,639.18	1,719.32	(4.66)
Gross NPA	3.59%	3.66%	(1.91)
Net NPA	0.00 %	0.00 %	-
C.R.A.R.	17.48%	17.57%	(0.51)

Deposits:

During F.Y. 2024-25, total deposits of your bank showed a growth of ₹ 260.77 crores with a sequential growth rate of 1.79%. The share of CASA deposits in the total deposits of your Bank has increased marginally and stands at 30.20%.

In spite of the bleak deposit growth scenario faced by all the Banks, there was increase in the CASA deposit balances attributing to increase in the Savings account balances as on 31st March 2025. Though there was slight decrease in Current account balances, in real terms, your Bank's CASA component has increased by ₹171 crores. Keeping in mind the Government efforts at empowering women through financial inclusion and social security, your Bank actively

supported this initiative by offering SBW accounts to eligible women under Mukhyamantri – Majhi Ladki Bahin Yojana (MMLBY). More than 10,000 accounts were opened in F.Y. 2024-25, taking the beneficiary count to more than 40,000 under MMLBY and adding ₹ 44.86 crores. This has significantly contributed to rise in CASA account and deposit growth. Along with other existing CASA variants, society account opening and their on boarding on Society App was given more impetus. Term deposit growth of your Bank was ₹ 89 crores in terms as compared to last year.

(₹ in crore)

Type of Deposits	2024-25	%	2023-24	%
Current	1,346.83	9.07	1,367.11	9.37
Savings	3,137.03	21.13	2,945.85	20.19
Term	10,364.78	69.80	10,274.91	70.44
Total	14,848.64	100.00	14,587.87	100.00

It is important to mention here two significant events that occurred during the financial year gone by. The Bank successfully went live on the Core Banking solution BaNCS of TCS. While I admit it took longer than estimated time to implement and there may be a few difficulties in operating the same, our crucial functions of Cheque Clearance and individual Digital transactions could be done seamlessly on Day 1. Our delay in going live was, I must admit our aggressive timeline target and also our longer than expected time taken to adapt ourselves to the new solution from the legacy system.

The second important event was the election of the new Board. Also, by the time we meet for our Annual General Body Meeting on 1st June 2025, our newly appointed Board of Management would also be in place.



I must take this opportunity here to acknowledge the Board Members who have retired from the previous Board for their immense contribution in the last five years. Important decisions like migrating to the new Core Banking solution and also acquisition of The Citizen Co-operative Bank Ltd. was done during the previous Boards tenure. The earlier acquisition was in 2007 when we acquired Shree Sadguru Jangli Maharaj Bank Ltd. and Navjeevan Co-operative Bank Ltd., both based out of Pune.

For those who attended the Special General Body Meeting to approve the Scheme of Amalgamation it may be a repetition, but our decision to go for this inorganic growth opportunity was a strategic move to increase our footprint in Goa where we see a substantial opportunity to grow small ticket advances.

During the F.Y. 2024-25, RBI kept repo rate unchanged except in February 2025 where it lowered the repo rate. Effective Interest rate management has helped the Bank to maintain its cost of Deposits at 5.29%.

Advances:

During the year under report, your bank's credit showed a growth of ₹ 381 crores. Net credit of your Bank increased from ₹ 7,875 crores to ₹ 8,256 crores registering a growth rate of 4.85%.

The total fresh disbursement of loans of your bank during the year was ₹ 3042 crores. On the other hand, there were repayments of the term loan to the tune of nearly ₹1421 crores and lesser utilisation of ₹ 1360 crores under working capital limits. These numbers show that there was good churning in the total credit portfolio of the bank, which clearly shows the quality of our loan portfolio.

The RBI vide its circular dated 13th March, 2020 has asked UCBs to increase the component of their small sized

exposures (up to ₹1 crore) to 50% of their total exposures by March 2024. Further, RBI vide its circular dated 25th July, 2024, decided to extend the phase-in time for achievement of the said targets by two years, i.e. up to March 31, 2026. Subsequently, RBI vide its circular dated 24th February, 2025, increase the small sized exposures limit up to ₹ 3 crore. With strong focus and concerted efforts on these advances has resulted in substantial growth of Bank's credit exposure of loans up to ₹ 3.00 crore to 46.18%.

Earlier RBI had advised UCBs to increase their priority sector lending component in a phased manner, from 40% to 75% till March 2026. However, vide circular dated June 08, 2023, UCBs are required to achieve an overall PSL target of 75% of ANBC or CEOBSE, whichever is higher, by F.Y. 2025-26, with interim targets of 60% (F.Y. 2023-24) and 65% (F.Y. 2024-25). On a review, it has been decided that the overall PSL target for UCBs shall stand revised, F.Y. 2024-25 onwards, to 60% of ANBC or CEOBSE, whichever is higher vide circular dated March 24, 2025. We are glad to inform you that your Bank has surpassed the target by achieving 66.54%.

NPA:

(₹ in crore)

Particulars	2024-25	%	2023-24	%
Gross NPA	296.48	3.59	287.93	3.66
Net NPA	NIL	-	NIL	-
Total Advances	8,256.18		7,874.58	

This year, your Bank's Gross NPAs percentage decreased from 3.66% to 3.59% over the previous financial year. It is important to note that there was neither any write-off of loans nor any sale / assignment of loans to ARCs during the year.

The Bank's Gross NPA stood at ₹ 296.48 crores at the end of March, 2025. As your Bank is holding provisions in excess of



the Gross NPAs, Net NPAs of your bank were maintained at ZERO level. During the year, the NPAs amounting to ₹ 62.19 crores were either upgraded or recovered.

Investment:

Aggregate investment of your Bank remained at ₹ 4872.72 crores during the Financial Year.

Your Bank has maintained adequate CRR and SLR as mandated by RBI during F.Y. 2024-25. Your Bank has also maintained non-SLR investment and inter-bank exposure well within the prescribed limit by RBI. The 10-year benchmark bond yield was 7.05% on 31st March, 2024 which decreased by 47 basis points to 6.58% on 31st March, 2025.

The index inclusion of Indian Government Bonds commenced from June 2024 in the JP Morgan emerging markets bond index. The sharp fall of gross domestic product (GDP) number for Q2 of F.Y. 2024-25 eventually raised an anticipation of an early easing of monetary policy cycle. During Q4 of F.Y. 2024-25, the CPI number came under the comfort zone of RBI i.e. 4% (+/- 2%) and the same was 3.34% for the month of March 2025. Hence, RBI reduced repo rate by 25 basis points each in two consecutive monetary policies. Due to above factors, the bond yields were down trending during the year.

Considering falling interest rate scenario, your Bank invested available funds at better yield to improve yield on investment portfolio and to generate improved income on investment. The higher return on investment gives a positive carry on the cost of deposits which helped your Bank to post higher net interest income.

Foreign Exchange Business:

The Russia-Ukraine crisis has led to a decline in demand for exports from many countries, including India. This is due to a

number of factors, including the weakened global economy, the disruption of supply chains and the imposition of sanctions on Russia. Indian diamond exporters, particularly in Surat, faced significant challenges and a decline in exports in the year 2024 due to the Russia-Ukraine crisis and related sanctions. This has had a negative impact on a wide range of industries, including automotive, electronics and machinery. This crisis has undeniably left its mark on Indian businesses, leading in an era of unprecedented challenges and uncertainties. Due to the severe drop in polished gemstone export, caused by Sanctions against Russian diamonds, our exporter clients experienced a decline in their export realization during the Financial Year. Still, our IBD has achieved a forex turnover of ₹ 5961.64 crores in merchant transactions during the Financial Year.

Our IBD has repaid the foreign currency borrowing which was availed earlier under Export Credit Refinance facility and lowered its cost of funds. IBD has managed to preserve gross revenue (including interest) of ₹ 18.16 crores during the period under report. At "A" category IBD centre, interbank foreign exchange dealing takes place along with the Trade Finance activities, while the "B" category centres handle Trade Finance activities. All the centres have shown a good performance during the year. Presently, there are 88 branches, which handle the full-fledged money changing business.

Presently, Bank is dealing in 8 major currencies viz. USD, EURO, GBP, JPY, AUD, CHF, CAD & SGD. Separate Nostro accounts have been opened with various correspondents in respective countries. An overall correspondent relationship with around 200 Banks across the world has been established, which enables the Bank to handle the forex business effectively for its clients.

During the year under report, Bank has handled all types of forex products viz. Import L/Cs, Foreign Currency Term



Loans, Export finance in Indian Rupee, Export finance in Foreign Currency etc. Bank has also offered benefits of concessions in rate of interest to its eligible exporter clients by extending Interest Equalization Scheme of the RBI on Pre and Post Shipment Rupee Export Credit. Your Bank is also having correspondent arrangement with YES Bank Ltd. for distribution of their Multi-currency Travel Card to our clients and also has a tie-up arrangement with Western Union Money Transfer for money transfer services scheme.

Strategic Alliance:

Bank's revenue under bancassurance segment was remarkable. Your Bank achieved a total revenue of ₹ 4.54 crores for FY 2024-25, with a rise of 28% in the total Insurance Business. Dedicated efforts for branch and staff activation alongwith Insurance Department throughout the year lead to such a sizeable income as part of revenue.

On the Mutual Fund Distribution front, your bank registered a revenue growth of ₹ 0.29 crores, increasing from ₹ 0.85 crores to ₹ 1.13 crores during F.Y. 2024-25, recording a 35% rise over the previous financial year. This surge has been mainly due to very active involvement and participation of our branch managers and branch staff who have passionately driven this business throughout the year.

ASBA facility, for which your bank is having a perpetual license, will provide flavour of digital integration in future. The Banks customers who are applying for IPO, NCD, FPO etc. will be able to bid through our internet banking and mobile banking. The same could be done comfortably from residence / work place of customers. While extending this digital edge service, bank will continue to accept the physical forms at all branches for whom digital platform is not suitable.

Your bank was one of the front-runners in the sector to equip customers with depository services. Bank is a

Depository Participant of NSDL. During next F.Y. bank is exploring to facilitate Demat account holders with a trading platform through registered broker permitted within regulatory framework.

Risk Management:

Your Bank is exposed to diverse risks that form an inherent part of any Banking business with major risks being credit risk, market risk, liquidity risk, operational risk including IT Risk and Fraud risk.

Bank's Risk Management Department ensures identification, measurement, monitoring and mitigation of all pertinent risks and aligns its function for comprehensive solutions. It continues to focus on refining and improving its risk measurement systems.

The guiding principles to manage risk in the Bank is compliance of regulatory and legal requirements and achieving balance between risk and return, while ensuring independence of risk and business functions.

Aspects such as Soundness, Asset Quality, Profitability, Liquidity, Efficiency, Market Risk etc. are covered in your Bank's Risk Appetite Statement which evaluates the level/degree of risk that your Bank is willing to accept, while achieving its business objectives. All this will contribute to further strengthen the Integrated Risk Management System of your Bank and a path towards ensuring financial stability.

The Bank's risk management processes are guided by well-defined policies appropriate for the various risk categories and periodical monitoring through the Committees of the Board. The Committee of Directors and the Audit Committee of the Board supervise certain functions and operations of the Bank, which ultimately enhances the risk and control governance framework within the Bank. The framework is ably managed by the Chief Risk Officer of the

Bank, who monitors the integrated risks at the Bank level. The comprehensive Risk Management of your Bank is overseen by the Risk Management Committee (RMC) of the Board. The Committee plays a crucial role in guiding the development of policies and their relevance with respect to Bank's risk tolerance.

Human Resource:

In the Banking Industry, where trust, efficiency and service excellence define our success, human resource is undoubtedly our greatest asset. While technology may evolve, products may change, the passion, commitment and expertise of our workforce forms the backbone of the business. Throughout the year, the Human Resource Development (HRD) Department has been working relentlessly to create a culture of performance, inclusivity and continuous learning.

The merger of erstwhile The Citizen Co-operative Bank Ltd. (CCBL), Vasco Da Gama, Goa with our Bank was a strategic initiative which brought in resources from different culture and varied background with a different style of working. The HR Department played a pivotal role as an enabler in this process of transition, while helping the employees to adapt to the new systems & processes and offering them the support and encouragement in their new identity as 'TJSBians'.

We have strengthened our recruitment strategy to attract talent and ensure diversity and cross-functional expertise at all levels. We have added 176 employees during the year including 41 employees from the erstwhile CCBL. We have partnered with educational institutes to offer industry experience to the young minds and also offered opportunities for placement. This year we approached several colleges including those specializing in information technology to infuse young blood across domains.

We have focused on emphasizing performance-oriented culture through assignment of specific, measurable, achievable, realistic and timebound goals to our new recruits, which ushered in efficiency and effectiveness in the work environment and offered a satisfying work experience in early career phase itself recognizing employees for their achievements boosts their morale and drives motivation. Employee engagement is at its peak when the employees know that their efforts are appreciated. This year 22 employees were promoted across ranks, recognizing their performance and rewarding them for their achievements. Employees were offered the opportunity to grow in their chosen domain through Talent Hunt exercise and related transfer postings/ rotation. This has helped us reduce our attrition levels significantly compared to the previous years.

In the F.Y. 2024-25, HRD Department has ensured focus on the learning & development initiatives for the staff members to foster growth and development. This year we have included tailored learning programs for role specific skill development. For example, VLDP (Visionary Leadership Development Program) was designed for Branch Managers which enabled them to optimize branch operations with increased efficiency and productivity, another example is Credit Appraisal training specially curated for ABMs and loan officers. Additionally, we have also invested in programs such as "Lead like a Woman" to develop women leaders under Succession Planning, Advanced Management Program from IIBF and Management Development Program from IIM Shillong on the subject "General Management Program" for Sales and Marketing Excellence.

Technological Advancement:

Technology is at the heart of our operations and we prioritise continuous innovation and improvements to



enhance customer experience and stay ahead. More than 18 crores Digital transactions have taken place during the year with UPI being the major contributor with 16 Crore transactions with transaction amount exceeding ₹ 26,400 crores. Your Bank leads the UCBs space under Bill Collection services by associating with 224 Co-operative Credit societies, Co-operative Banks and Corporates as “Agent Institutions”. Bank collected ₹ 3,329 crores on bills in this fiscal. Your bank also provides “TJSB Society” – a Housing Society Management application to 832 Co-operative housing societies of which 275 housing societies were onboarded this year.

The Government of Maharashtra has reinforced its trust on your bank by according it a UNIQUE distinction of being permitted to handle all Government related business vide Government Resolution dated 18th March, 2025. This recognition by the government helps the Bank to expand its horizons further by providing services like salary, pension accounts, Deposit collection services and other digital banking to Government institutions. Your Bank’s Digital Marketing is now tech-equipped to use WhatsApp marketing & Rich Communication Services (RCS) to connect with customers in a more personalised and interactive way.

This year bank has gone live as issuer for the “UPI – Lite” & “Auto Top-up” functionality that automatically recharges customers UPI Lite wallet when its balance falls below a specified threshold. Your bank is also live on “UPI Circle” as issuer wherein a payer can extend the authorization to transact from their UPI account to an individual, with specified limits. It enables a secondary user to perform transactions from the payer’s account with minimum intervention.

Your Bank has successfully implemented TCS BaNCS Core Banking Solution which enables Bank to launch new products & services as well as seamlessly integrate with

various service providers. With the implementation of new TCS CBS, the customers can enquire their Loan and/or FD details through banks’ toll-free number with IVR – Interactive Voice Response workflow. Customers can open & close FDs online through the new Internet banking in addition to the host of other functionalities.

Your Bank has also completed the certification for UPI – ICCW (Interoperable Cashless Card Withdrawal) which enables customers to perform cardless cash withdrawals on supported devices using UPI. Further, Bank has successfully completed UPI – ICD (Interoperable Cash Deposit) for issuer and acquirer transactions. This allows TJSB customer to deposit cash using UPI into any participating banks Cash Deposit machine as well as allows other bank customers to use TJSB CRM to deposit cash in to their accounts.

Bank will soon launch Pre-paid cards including Gift cards, Re-loadable General Purpose Cards to enable customer to use these for a variety of purposes including gifting, corporate expense management etc.

Core Banking System (CBS):

Your bank has been continuously investing in technology to improve customer experience for last few years. Your Bank has successfully gone Live on TCS BaNCS Core Banking Solution including Digital channels (Internet and Mobile Banking) in the last quarter of the financial year 2024-25. Like all major Core Banking Transformation projects, your Bank also faced few challenges after going Live on 27th January, 2025 with TCS BaNCS Core Banking Solutions. With the support of your customers, shareholders & staff, your Bank is now able to work towards stabilization of the application and provide its services more effectively & efficiently to its customers using the latest technology.

With the new CBS, your Bank is providing additional



facilities like Corporate Internet & Mobile Banking, Term Deposit opening through digital channels, scheduling of future payments and service requests.

The Core Banking Transformation project will help your Bank to improve its operational efficiency, enhance customer satisfaction & experience, reduce operational risk & operational costs and be more compliant to regulatory requirements.

Cyber Security:

The Bank has strengthened its cyber security capabilities by fostering its cyber defence, threat intelligence and vulnerability remediation programs, further to this bank is reinforcing existing capabilities with the deployment of state-of-the-art security technologies across IT architecture and operations. Bank has also conducted various security assessments to strengthen its cyber security framework.

Bank has held various cyber security awareness campaigns throughout the year for its directors, customers as well as staff members with a view to safeguard the interest of Bank & its customers.

Profitability:

In the F.Y. 2024-25, your Bank faced a decline in profitability compared to last year. While our core business remained strong, we faced headwinds that impacted profitability. The reasons being increased amount of depreciations and professional fees on account of Technology transformations, strategic wage revision in last quarter of F.Y. 2023-24 and reduced NIM because of stiff competitions on interest rate fronts.

The Net Interest Income (NII) decreased from ₹ 533.52 crores to ₹ 532.22 crores i.e. by ₹ 1.30 crores resulting in

marginal decrease in Net Interest Margin (NIM) from 3.66% to 3.53%. The reason being challenges on Interest rate front.

Above all had an effect on your Bank's net profit which stood at ₹ 185.38 crores as against ₹ 216.36 crores for previous year.

Dividend:

In terms of provisions of AS-4 issued by ICAI, effective from the accounting period commencing on 01.04.2017 onwards, dividend which is subject to approval by the shareholders at the Annual General Meeting has not been included as a liability in these financial statements.

Appropriation of Profit for F.Y. 2024-25:

To present a true and fair value of the reserves, other funds and liabilities as on the date of Balance Sheet before the shareholders, the Bank has given effect to the appropriation of profits for the current year in the financial statements for the year ended 31st March, 2025 itself, subject to approval at the Annual General Meeting.

In accordance with the RBI Circular No. 2024-25/58 DOR. CAP.REC. NO. 27/09.18.201/2024-25 dated 02.08.2024 'Prudential Treatment of Bad and Doubtful Debt Reserve', Bank has added ₹ 227.41 crores to provision for BDD by appropriating from General Reserve and surplus in Profit & Loss account. The said provision made will be recognised under the 'Other Liabilities and Provision', subject to approval of shareholders at the Annual General Meeting.

Further, vide the same circular RBI has given guidelines to transfer the balances in BDDR to the extent not required as per the statute to General Reserves/Balance in Profit & Loss account below the line. Accordingly, the balance in BDD Reserve of ₹ 253.90 crores as on 31st March 2024 is transferred to Profit & Loss Appropriation account, subject to approval of shareholders at the Annual General Meeting.

**Capital Adequacy:**

Your Bank's capital base continues to be strong and Capital to Risk weighted Assets Ratio (CRAR) is at 17.48% on 31st March 2025. It is well above the average in the banking sector.

High percentage of CRAR indicates Capital strength of your bank which prepares the bank in advance to comply with Basel II or III recommendations, if made applicable to Urban Co-operative Banks at any time in future.

Branch Expansion:

At the beginning of the Financial Year 2024-25, your Bank had 139 branches. Your Bank has opened its branches at Moshi (Pune) on 17.04.2024, Baramati on 18.04.2024, Anandnagar, Ghodbunder Road (Thane) on 05.08.2024 and Wagholi (Pune) on 12.08.2024.

RBI have granted special permission to financially sound and well managed co-operative banks for branch expansion in the approved area of operation in order to rationalize the process of branch opening and to enable such urban co-operative Banks to tap growth opportunities in the sector. In addition to the general permission, your Bank is eligible to open 5 more branches under automatic route in this financial year. Accordingly, your bank has finalized the centres for opening of five new branches under the Automatic Route and now is in the process of finalizing the premises at the centres.

Bank has also successfully amalgamated The Citizen Co-operative Bank Ltd., Vasco-Da-Gama, Goa as on 10.02.2025 as per the RBI Amalgamation order which is having total of 6 branches and making up the total presence of 12 branches in the state of Goa - adding up total of 149 branches as on 31.03.2025.

Strategic Branch Relocation:

Considering the prospects of shifting to a better location, your Bank has strategically relocated Mumbra, Vapi, Ponda, Titwala, Main (Veer Sawarkar Peth), Bhosari, Narhe and Nigdi branches.

Corporate Governance:

The Bank believes in ensuring transparency in financial statements and protecting shareholders' interest as the key attributes of good Corporate Governance. Adherence to these attributes ensures transparency of banking transactions. The strategy is being executed within a sound governance framework that seeks to balance the interests of all stakeholders to ensure sustainable value creation.

Membership:

The total number of members of the Bank as on 31st March 2025 stood at 74631.

Appointment of Statutory Auditor:

As your Bank's asset size was more than ₹ 15,000 crores as on 31.03.2025, the Statutory Audit for the F.Y. 2024-25 was conducted by two Audit Firms as per RBI Guidelines.

The resolution is placed before General Body to authorise Board of Directors to appoint minimum two Statutory Auditors and to fix their respective remunerations for the F.Y. 2025-26.

Corporate Social Responsibility:

Your Bank acknowledges social responsibility by donating a part amount of its net profit to social organisations. Bank is actively associated with socially relevant environmental issues.

Your Bank donated an amount of ₹ 2.02 crores to 25 social organizations during the Financial Year 2024-25.

**Obituary:**

We deeply mourn the death of members of the bank, customers, staff and well-wishers, who passed away during the year under report.

Acknowledgements:

I would like to thank all shareholders for the confidence reposed in us and in supporting us to scale greater heights in performance. Our growing customers add strength to our growth and progress and I would like to express my gratitude to them.

The Board is grateful to The Reserve Bank of India, Central Registrar of Co-operative Societies, New Delhi and National Payment Corporation of India (NPCI) for their support and guidance. The Bank has been immensely benefited by the contribution made by its Auditors, Legal advisors and correspondents and I am grateful to all of them.

I would like to take this opportunity to thank my colleagues on the Board of Directors and the Board of Management for their valuable guidance, support and prudent counsel.

On behalf of the Board of Directors, I would like to place on record my deep sense of appreciation for the dedicated and committed services rendered by all staff members for the overall growth, development and performance of the Bank.

On Behalf of Board of Directors

sd/-

Sharad N. Gangal

Chairman

06.05.2025

५४ वा वार्षिक अहवाल २०२४-२५

सन्माननीय सभासद बंधु आणि भगिनीनो,

बँकेच्या ५४ व्या वार्षिक सर्वसाधारण सभेमध्ये संचालक मंडळाच्या वतीने मी आपल्या सर्वांचे हार्दिक स्वागत करतो. ३१ मार्च २०२५ रोजी संपलेल्या आर्थिक वर्षाचा ताळेबंद व वार्षिक अहवाल या सभेपुढे ठेवण्यास संचालक मंडळाला आनंद होत आहे.

पारदर्शकता आणि परंपरेचा वारसा कायम राखत, आपल्या बँकेने आर्थिक वर्ष २०२४-२५ चे लेखापरिक्षित आर्थिक निकाल १० एप्रिल २०२५ रोजी म्हणजेच आर्थिक वर्ष संपल्यानंतर केवळ १० दिवसात जाहिर केले. इतक्या कमी वेळाले लेखापरिक्षित निकाल जाहिर करणाऱ्या काही मोजक्या बँकामध्ये आपल्या बँकेचा समावेश आहे. हे नमुद करताना मला आनंद होत आहे.

आर्थिक परिस्थितीचा आढावा :

जागतिक पातळीवर आर्थिक वर्ष २०२४-२५ एक घटनापूर्ण वर्ष ठरले. या वर्षात जगभरात मोठ्या प्रमाणात निवडणूका झाल्या आणि जगातील निम्म्यापेक्षा जास्त लोकसंख्येने विविध देशात मतदान केले. त्याचबरोबर रशिया-युक्रेन आणि इस्रायल-हमास संघर्षामुळे जागतिक अर्थव्यवस्थेवर प्रतिकूल परिणाम झाला. यामुळे ऊर्जा आणि अन्न सुरक्षेवर परिणाम होऊन किंमती वाढल्या आणि महागाईत वाढ झाली. भू-राजकिय धोके आणि व्यापार धोरणातील अनिश्चिततेमुळे जागतिक वित्तीय बाजारामध्ये मोठ्या प्रमाणात चढ-उतार झाले.

भारतामध्ये, आर्थिक वर्ष २०२४-२५ च्या सुरुवातीला जोरदार वाढीचा वेग दिसून आला होता, मात्र दुसऱ्या तिमाहित ही गती कमी झाली. कृषी आणि सेवा क्षेत्र हे महत्त्वाचे वाढीचे चालक ठरले. मात्र औद्योगिक क्षेत्रात, विशेषतः उत्पादन क्षेत्रात जागतिक मागणीत घट आणि पुरवठा साखळीतील अडचणींमुळे वाढीचा वेग मंदावला. भारतीय अर्थव्यवस्था किंमतीतील स्थैर्य आणि शाश्वत वाढीच्या दिशेने सातत्याने प्रगती करत आहे आणि अंतर्गत ग्राहक मागणीच्या पाठबळावर ती सक्षम राहिल असा अंदाज आहे.

आर्थिक वर्ष २०२४-२५ च्या सुरुवातीला ग्राहक किंमत निर्देशांक (CPI) महागाई दर ४.८५% होता. जो ऑक्टोबर २०२४ मध्ये वाढून ६.२०% झाला. मुख्यतः अन्नधान्य महागाईने यामध्ये मोठा वाटा उचलला. जो ऑक्टोबर २०२४

मध्ये १०.८७% इतका होता. फेब्रुवारी २०२५ पासून ग्राहक किंमत निर्देशांक (CPI) महागाई दर ४% पेक्षा खाली गेला आणि मार्च २०२५ मध्ये मुख्यतः शेतमालांच्या किंमतीमध्ये झालेल्या तीव्र घसरणीमुळे तो ३.३४% वर पोहोचला. अमेरिकन डॉलरच्या तुलनेत भारतीय रुपयाचा विनिमय दर आर्थिक वर्षाच्या सुरुवातीला ₹८३.३८ होता आणि मार्च २०२५ मध्ये ₹ ८५.४७ वर पोहोचला. म्हणजेच वर्षभरात भारतीय रुपयाचे अवमुल्यन २.५०% झाले. आर्थिक वर्ष २०२४-२५ दरम्यान डॉलरच्या उच्चांकी विनिमय दर ₹ ८७.९७ आणि नीचांकी ₹ ८२.९५ होता, म्हणजेच एकूण ₹ ५.०२ चा चढ-उतार नोंदविला गेला.

अमेरिकन डॉलरमध्ये तीव्र चढ-उतार झाले. विशेषतः जानेवारी २०२५ मध्ये अधिक शुल्क आकारणी आणि जागतिक पातळीवर डॉलरच्या बळकटीमुळे डॉलर निर्देशांक ११० वर गेला. परिणामी, भारतीय बाजारातून परदेशी गुंतवणूकदारांचा ओघ कमी झाला आणि याचा भारतीय रुपयावर दबाव निर्माण झाला.

आर्थिक वर्ष २०२४-२५ दरम्यान, ब्रेंट कूड तेलाची किंमत आर्थिक वर्षाच्या सुरुवातीला प्रति पिंप \$८२.८२ होती. जी मार्च २०२५ अखेरीस घटून \$७१.४८ प्रति पिंप झाली. त्यामुळे वर्षभरात कच्च्या तेलाच्या किंमतीत \$११.३४ प्रति पिंप म्हणजेच १३.६९% घट झाली. वर्षात ब्रेंट कूड तेलाची किंमत \$६४.६१ प्रति पिंप पर्यंत घसरली. व्यापार तणाव वाढल्यामुळे आणि काही OPEC+ देशांकडून पुरवठा वाढल्यामुळे तेलाच्या किंमतीत घसरण झाली.

राष्ट्रीय सांख्यिकी कार्यालयाने (NSO) प्रसिध्द केलेल्या दुसऱ्या प्रगतीशील अंदाजानुसार, भारताचा राष्ट्रीय ढोबळ उत्पन्न वाढीचा दर, मुख्यतः खाजगी अंतिम उपभोग खर्चाच्या (PFCE) भक्कम वाढीमुळे, २०२४-२५ मध्ये प्रतिवर्ष ६.५% राहिल अशी अपेक्षा आहे.

सरकारने पायाभूत सुविधांसाठी भांडवली गुंतवणूकीसाठीचा खर्च ₹ ११.२१ लाख कोटी रुपये इतका संकल्पित केला आहे. ज्यातून अर्थव्यवस्था व पायाभूत क्षेत्राचा विकास साधण्याची सरकारची ठाम बांधिलकी दिसून येते. जागतिक व्यापार आणि धोरणात्मक अनिश्चिततेचा परिणाम लक्षात घेता रिझर्व्ह बँकेने पुढील आर्थिक वर्षासाठी देशाचा आर्थिक विकासाचा दर ६.७% वरून ६.५%

पर्यंत, अर्थात २० बेसिस पॉइंट्सने खाली आणला आहे.

भारतीय बँकिंग क्षेत्र :

२०२४-२५ आर्थिक वर्षातील पहिल्या तीन तिमाहीत रिझर्व्ह बँकेने व्याजदर धोरणात कोणताही बदल केला नाही मात्र ऑक्टोबर २०२४ मध्ये आपले धोरण Withdrawal of Accommodation वरून Neutral (तटस्थ) असे केले. फेब्रुवारी २०२५ मध्ये रिझर्व्ह बँकेने रेपो दर २५ बेसिस पॉइंट्सने कमी करून ६.५०% वरून ६.२५% केला. मे २०२० नंतरची ही पहिली व्याजदर कपात होती.

बँकांचा एकूण कर्जवाढीचा दर २०२४-२५ मध्ये १८% इतका राहिला मात्र ठेवी केवळ १२% ने वाढल्या. त्यामुळे, तरलतेच्या (Liquidity) टंचाईमुळे व्याजदर घसरणीच्या वातावरणातही तुलनेने जास्तच राहिले. डिसेंबर २०२४ मध्ये तरलता वाढवण्यासाठी रिझर्व्ह बँकेने, बँकांचा CRR ५० बेसिस पॉइंट्सने म्हणजेच ४.५०% वरून ४.००% पर्यंत कमी केला. ज्यामुळे बँकिंग व्यवस्थेत ₹ १.१६ लाख कोटी रुपयांची तरलता (Liquidity) निर्माण झाली.

दैनंदिन तरलतेसाठी RBI ने केलेले Variable Rate Repo लिलाव व दिर्घकालीन तरलतेसाठी केलेले टर्म रेपो, खुले बाजार खरेदी व्यवहार आणि USD/INR खरेदी/विक्री स्वॅपमुळे मार्च २०२५ अखेरीस बँकिंग व्यवस्थेस अतिरिक्त चलन तरलता उपलब्ध झाली.

सप्टेंबर २०२४ मध्ये शेड्युल्ड कमर्शियल बँकांचे एकूण ढोबळ बुडीत कर्ज (Gross NPA) एकूण कर्ज रक्कमेच्या २.६% वर आले, जे गेल्या दशकातील सर्वात कमी पातळीवर आहे. याच कालावधीत कमर्शियल बँकांचा प्रोव्हीजनल कवरेज रेशो (PCR) ७७% राहिला, जो मुख्यतः तणावग्रस्त मालमत्तेसाठी (Stressed Assets) केलेल्या सक्रिय तरतूदींमुळे आहे.

बँकेची आर्थिक वर्ष २०२४-२५ मधील कामगिरी :

३१ मार्च २०२५ रोजी संपलेल्या आर्थिक वर्षात, आपल्या बँकेच्या व्यवसायात २.८६% वाढ झाली. ठेवींमध्ये १.७९% वाढ व कर्जांमध्ये ४.८५% वाढ झाली आहे. कर्ज ठेवीचे प्रमाण (CD Ratio) सुमारे ५५.६% पर्यंत सुधारले. जे

कर्जवाढीतील चांगल्या मागणीचे आणि ठेवींच्या नियोजित संकलनाचे द्योतक आहे. बँकेचा एकूण ढोबळ नफा १०.०६% ने आणि निव्वळ नफा १४.३२% ने घटला याचे प्रमुख कारण म्हणजे वाढलेले दैनंदिन खर्च (Operating Cost) आणि धोरणात्मक गुंतवणूक. मात्र बँकेचा स्वनिधी (Owned Funds) केवळ ४.६६% ने कमी झाला असून तो अजुनही भक्कम स्थितीत आहे. ठेवींच्या मर्यादित वाढीमुळे बँकेचा एकूण व्यवसाय कमी झाला आहे. जास्त दरांवर आधारित ठेवी मोठ्या प्रमाणात गोळा न करण्याचा आमचा जाणीवपूर्वक घेतलेला निर्णय आहे. सुमारे ₹ १०० कोटींच्या ठेवी ८.००% दराने गोळा केल्या. मागील २ वर्षात उच्च व्याजदराने जमा केलेल्या ठेवी पुढील वर्षी दर कमी झाल्यावर बाहेर जातात हा अनुभव आम्ही घेतला आहे. त्यामुळे हा निर्णय आर्थिक वर्ष २०२५-२६ मध्ये ठेवींची किंमत मर्यादित ठेवण्यास मदत करेल. गोव्यातील 'द सिटीझन को-ऑप बँकेचे' विलिनीकरण आपल्या ठेवींमध्ये मध्यम दराने वाढ करण्यास उपयुक्त ठरेल.

मालमत्ता गुणवत्तेच्या (Asset Quality) बाबतीत, ढोबळ बुडीत कर्जे थोडक्यात सुधारून ३.५९% वर आले. तर निव्वळ बुडीत कर्जे शुन्य स्तरावर वर कायम राहिली. भांडवली पर्याप्तता गुणोत्तर (CRAR) जे १७.४८% होते, जे मागील वर्षाच्या तुलनेत केवळ ९ बेसिस पॉइंट्सने कमी झाले आणि ते नियामक मानकांपेक्षा खूपच वर आहे. भक्कम राखीव निधी व शून्य निव्वळ बुडित कर्जे यामुळे आपल्या बँकेचे जोखिम व्यवस्थापन, मालमत्ता गुणवत्ता आणि भांडवली मजबुती यावरचे लक्ष दिसून येते जे टिकाऊ नफाक्षमता आणि भागधारकांचा आत्मविश्वास यासाठी भक्कम पाया प्रदान करतात. द सिटीझन को-ऑप. बँकेच्या विलिनीकरणानंतरही बँकेने निव्वळ बुडीत कर्जाचा दर हा कायम राखला आहे.

आर्थिक ठळक वैशिष्ट्ये :

(₹ कोटींमध्ये)

तपशील	३१.०३.२०२५	३१.०३.२०२४	% वाढ / (घट)
एकूण उलाढाल	२३,१०४.८२	२२,४६२.४५	२.८६
ठेवी	१४,८४८.६४	१४,५८७.८७	१.७९
कर्जे	८,२५६.१८	७,८७४.५८	४.८५
ढोबळ नफा	२५२.०७	२८०.२६	(१०.०६)
निव्वळ नफा	१८५.३८	२१६.३६	(१४.३२)
स्वनिधी	१,६३९.१८	१,७१९.३२	(४.६६)
ढोबळ अनुत्पादित कर्जे	३.५९%	३.६६%	(१.९१)
निव्वळ अनुत्पादित कर्जे	०.००%	०.००%	-
पुंजी पर्याप्तता	१७.४८%	१७.५७%	(०.५१)

ठेवी :

आर्थिक वर्ष २०२४-२५ मध्ये आपल्या बँकेच्या एकूण ठेवींमध्ये ₹२६०.७७ कोटींची वाढ झाली असून, वाढीचा दर १.७९% इतका आहे. एकूण ठेवींमध्ये CASA (चालू व बचत खाते) ठेवींचा वाटा किंचित वाढून ३०.२०% झाला आहे.

सर्व बँकांना ठेवी वाढवण्यात मर्यादा येत असतानाही, ३१ मार्च २०२५ रोजी संपलेल्या आर्थिक वर्षाच्या अखेरीस बचत खात्यातील शिल्लक वाढल्यामुळे आपल्या बँकेच्या CASA ठेवींमध्ये वाढ झाली. चालू खात्यांमधील शिल्लक थोडीशी घटली असली तरी प्रत्यक्षात CASA मध्ये ₹ १७१ कोटींची वाढ झाली आहे. शासनाच्या महिलांच्या आर्थिक समावेशन आणि सुरक्षा योजनेला बळ देण्याच्या उद्दिष्टांच्या अनुषंगाने आपल्या बँकेने मुख्यमंत्री-माझी लाडकी बहिण योजना (MMLBY) च्या अंतर्गत पात्र महिलांना SBW खाती उघडून देऊन सक्रिय पाठिंबा दिला. आर्थिक वर्ष २०२४-२५ मध्ये १०,००० हून अधिक खाती उघडण्यात आली आणि एकूण लाभार्थींची संख्या ४०,००० च्या वर गेली. यामुळे CASA ठेवी आणि खात्यांमध्ये महत्त्वपूर्ण वाढ झाली. याशिवाय, अन्य CASA प्रकारांसह सोसायट्यांचे खाते उघडणे आणि त्यांना Society App वर सामावून घेणे यावर भर दिला गेला. मुदत ठेवींची वाढ मागील वर्षाच्या तुलनेत ₹८९ कोटी इतकी झाली.

(₹ कोटींमध्ये)

ठेवींचा प्रकार	२०२४-२५	%	२०२३-२४	%
चालू	१,३४६.८३	९.०७	१,३६७.११	९.३७
बचत	३,१३७.०३	२१.१३	२,९४५.८५	२०.१९
मुदत	१०,३६४.७८	६९.८०	१०,२७४.९१	७०.४४
एकूण	१४,८४८.६४	१००.००	१४,५८७.८७	१००.००

या आर्थिक वर्षात दोन महत्वाच्या घटना उल्लेखनीय ठरल्या आहेत. आपली बँक यशस्वीरित्या TCS BaNCS च्या Core Banking प्रणालीवर कार्यान्वित झाली. यासाठी अपेक्षेपेक्षा अधिक वेळ लागला आणि काही अडचणी अनुभवास आल्या हे मी मान्य करतो. तरी देखील चेक क्लिअरन्स आणि वैयक्तिक डिजिटल व्यवहार ही महत्वाची कार्ये पहिल्या दिवसापासून सुरळीतपणे पार पडली. प्रणाली कार्यान्वित होण्यासाठी झालेला विलंब आमच्या आक्रमक वेळापत्रकामुळे तसेच जुनी प्रणाली बदलून नवीन प्रणाली आत्मसात करण्यासाठी लागलेल्या जास्त वेळेमुळे झाला हे ही मी स्पष्टपणे नमूद करतो.

दुसरी महत्वाची घटना म्हणजे नवीन संचालक मंडळाची झालेली निवड. तसेच, १ जून २०२५ रोजी होणाऱ्या आपल्या वार्षिक सर्वसाधारण सभेच्या वेळी नवीन नेमलेले व्यवस्थापन मंडळ देखील कार्यरत झालेले असेल. या अहवालाच्या माध्यमातून मी मागील संचालक मंडळातील निवृत्त सदस्यांचे आभार मानतो, ज्यांनी गेल्या ५ वर्षात बँकेसाठी अतुलनीय योगदान दिले. महत्वाचे निर्णय म्हणजे नवीन कोअर बँकिंग सोल्यूशन्स चा अंगिकार करणे तसेच द सिटीझन को-ऑप.बँकेचे अधिग्रहण हे मागील संचालक मंडळाच्या कार्यकाळात यशस्वीरित्या पार पडले. यापूर्वी, २००७ मध्ये पुणे स्थित श्री सदगुरु जंगली महाराज बँक लि. आणि नवजीवन को-ऑप. बँक लि. या बँकांचे यशस्वी अधिग्रहण केले होते. ज्यांनी विलिनीकरण योजनेच्या मंजूरीसाठीच्या घेतलेल्या विशेष सर्वसाधारण सभेला उपस्थिती दर्शविली होती, त्यांच्यासाठी ही पुनरावृत्ती असेल. पण गोव्यातील आमचा विस्तार वाढविण्यासाठी आणि लहान कर्जवाढीच्या संधी साधण्यासाठी केलेले हे अजैविक वाढीचे (Inorganic Growth) धोरणात्मक पाऊल होते.

जानेवारी २०२५ पर्यंत रिझर्व्ह बँकेने रेपो दरामध्ये कोणतेही बदल केले नाही. फेब्रुवारी २०२५ च्या पतधोरण समितीने रेपो दरामध्ये ०.२५% ची कपात केली.

आणि प्रभावी व्याजदर व्यवस्थापनेमुळे बँकेने आपल्या ठेवीवरील खर्च ५.२९% इतका राखला.

कर्ज :

वित्तिय वर्षात बँकेच्या कर्जवाढीत ₹ ३८१ कोटींची वाढ झाली. बँकेचे निव्वळ कर्ज ₹ ७८७५ कोटीवरून ₹ ८२५६ कोटीवर गेले म्हणजेच ४.८५% वाढ नोंदवली गेली.

या आर्थिक वर्षात बँकेने एकूण ₹ ३०४२ कोटींचे नवीन कर्जवितरण केले व मुदत कर्जांमध्ये ₹१४२१ कोटींची परतफेड झाली आणि खेळत्या भांडवलाच्या मर्यादेतून ₹१३६० कोटींच्या रक्कमेचा कमी वापर झाला. हे सर्व आकडे कर्ज संपत्तीमध्ये चांगली उलथा-पालथ दर्शवितात जी आपल्या कर्ज गुणवत्तेची पुष्टी करतात.

रिझर्व्ह बँकेने १३ मार्च २०२० रोजीच्या परिपत्रकानुसार सहकारी बँकांना एकूण कर्ज वाटपामध्ये ₹ १ कोटी पर्यंतच्या लहान कर्जांचे प्रमाण ५०% पर्यंत वाढविण्याचे निर्देश दिले होते. पुढे २४ जुलै २०२४ च्या परिपत्रकानुसार हे उद्दिष्ट साध्य करण्यासाठीची मुदत २ वर्षांनी म्हणजेच ३१ मार्च २०२६ पर्यंत वाढविण्यात आली. नंतर २४ फेब्रुवारी २०२५ च्या परिपत्रकानुसार लहान कर्जमर्यादा ₹ ३ कोटीपर्यंत वाढविण्यात आली. आपल्या बँकेच्या या कर्जांवर केलेल्या लक्षकेंद्रित प्रयत्नांमुळे ₹ ३ कोटी पर्यंतच्या कर्जांचे प्रमाण ४६.१८% पर्यंत वाढले आहे. पूर्वी RBI ने नागरी सहकारी बँकांना (UCBs) त्यांच्या अग्रिम क्षेत्र कर्जवाढीचे प्रमाण टप्प्याटप्प्याने ४०% वरून ७५% , ३१ मार्च २०२६ पर्यंत वाढविण्याचे निर्देश दिले होते. मात्र दि. ८ जून २०२३ रोजीच्या परिपत्रकानुसार आर्थिक वर्ष २०२५-२६ पर्यंत एकूण अग्रिम क्षेत्र कर्जवाढीचे उद्दिष्ट 'ANBC' किंवा 'CEOBSE' पैकी जास्त असलेल्या रक्कमेच्या ७५% इतके गाठण्याचे ठरविले आहे. दरम्यानच्या टप्प्यांसाठी उद्दिष्ट अनुक्रमे ६०% (२०२३-२४), व ६५% (२०२४-२५) अशी निश्चित करण्यात आली होती. पुनरावलोकनानंतर, दि. २४ मार्च २०२५ रोजी आर्थिक वर्ष २०२४-२५ पासून एकूण PSL चे उद्दिष्ट ६०% असे निश्चित करण्यात आले आहे. आम्हाला सांगण्यास आनंद होत आहे, कि आपल्या बँकेने ६६.५४% साध्य करून हे उद्दिष्ट ओलांडले आहे.

थकित कर्ज (NPA) :

(₹ कोटींमध्ये)

तपशील	२०२४-२५	%	२०२३-२४	%
ढोबळ अनुत्पादित कर्ज	२९६.४८	३.५९	२८७.९३	३.६६
निव्वळ अनुत्पादित कर्ज	०.००	-	०.००	-
एकूण कर्ज	८,२५६.१८		७,८७४.५८	

या वर्षात आपल्या बँकेच्या एकूण थकित कर्जांचे प्रमाण मागील आर्थिक वर्षातील ३.६६% वरून ३.५९% पर्यंत खाली आले आहे. या वर्षात बँकेने अनुत्पादित कर्जांचे कोणतेही हस्तांतरण केलेले नाही. तसेच कोणतेही कर्ज निर्लेखित केलेले नाही. मार्च २०२५ अखेर आपल्या बँकेचे एकूण थकित कर्ज ₹ २९६.४८ कोटी होते. बँकेकडे एकूण थकित कर्जपेक्षा जास्त तरतूद असल्यामुळे निव्वळ थकित कर्ज (Net NPA) शून्य पातळीवर राखले गेले आहे. वर्षभरात ₹ ६२.१९ कोटींची थकित कर्जांची वसुली किंवा श्रेणी सुधारित करण्यात आली आहे.

गुंतवणूक :

आर्थिक वर्ष २०२४-२५ दरम्यान बँकेची एकूण गुंतवणूक ₹ ४८७२.७२ कोटी राहिली. RBI च्या नियमांनुसार बँकेने आवश्यकतेनुसार, CRR आणि SLR राखले आहेत. बँकेने Non-SLR गुंतवणूक व आंतरबँक व्यवहार, आरबीआयच्या परवानगी मर्यादित राखले आहेत. सन २०२४-२५ या आर्थिक वर्षात सरकारी रोख्यांवरील परतावा गतवर्षीच्या ७.०५% च्या तुलनेत ६.५८% इतका राहिला.

JP Morgan च्या Emerging Bond Index मध्ये भारतीय रोख्यांचा जून २०२४ पासून समावेश झाला. दुसऱ्या तिमाहीत GDP मध्ये मोठी घसरण झाल्यामुळे आर्थिक धोरण शिथिलतेबाबतच्या अपेक्षा वाढल्या. चतुर्थ तिमाहीत महागाई दर (CPI) आरबीआयच्या मर्यादित ४% (+/-२%) मध्ये आला व मार्च २०२५ मध्ये तो ३.३४% इतका होता. RBI ने दोन सलग आर्थिक धोरणात रेपो रेट प्रत्येकी २५ बेसिस पॉईंटसने कमी केला. या सर्व कारणांमुळे, रोख्यांवरील उत्पन्न खाली घसरले.

बँकेने घटत्या व्याजदराच्या परिस्थितीत अधिक उत्पन्न देणाऱ्या साधनांमध्ये गुंतवणूक करून गुंतवणूकीवरील उत्पन्न वाढविले आणि त्यामुळे निव्वळ व्याज

उत्पन्नातही वाढ झाली.

परकीय चलन व्यवसाय :

रशिया-युक्रेन तणावामुळे, पुरवठा साखळीमध्ये व्यत्यय व रशियावरील निर्बंधामुळे भारतासह अनेक देशांमधील निर्यातीवरील मागणी कमी झाली. सुरतमधील हिरे निर्यातदारांना विशेषतः २०२४ मध्ये मोठ्या अडचणीचा सामना करावा लागला. तसेच, याचा परिणाम वाहननिर्मिती, विद्युत उपकरणे आणि यंत्रसामग्री यासारख्या अनेक उद्योगांवर झाला.

रशियन हिऱ्यांवरील निर्बंधामुळे रत्नांच्या निर्यातीमध्ये मोठी घसरण झाली, परिणामी आपल्या निर्यातदार ग्राहकांच्या परकीय चलनातील उत्पन्नात घट झाली. तरी देखील, बँकेच्या आंतरराष्ट्रीय बँकिंग विभागाने (IBD) ₹५९६१.६४ कोटींचे व्यापारी परकीय चलन व्यवहार या आर्थिक वर्षात पार पाडले. IBD ने पूर्वी घेतलेले परकीय चलन कर्ज (Export Credit Refinance अंतर्गत) फेडले असून, त्यामुळे व्याज खर्च कमी झाला. IBD ने अहवाल कालावधीत ₹ १८.१६ कोटींचे एकूण उत्पन्न (व्याजासह) मिळवले. 'A' श्रेणीतील IBD केंद्रांमधून आंतरबँक व्यवहार व आयात-निर्यात व्यवहार सेवा पुरविली जाते, तर 'B' श्रेणीतील केंद्रांमधून आयात-निर्यात व्यवहार व इतर रेमिटन्स सेवा कार्यरत आहे. या सर्व केंद्रांनी आर्थिक वर्षात चांगली कामगिरी बजावली आहे. सध्या बँकेच्या ८८ शाखांमध्ये पूर्ण क्षमतेची Money Changing सेवा पुरविली जाते.

सध्या बँक ८ प्रमुख परकीय चलनांमध्ये व्यवहार करते, म्हणजेच USD, EURO, GBP, JPY, AUD, CHF, CAD आणि SGD संबंधित देशांमध्ये विविध बँकांमध्ये स्वतंत्र नोस्ट्रो खाती उघडण्यात आली आहेत. संपूर्ण जगभरातील २०० पेक्षा जास्त बँकांशी आपल्या बँकेने व्यावसायिक संबंध प्रस्थापित केले आहेत. ज्यामुळे आपल्या ग्राहकांसाठी परकीय चलन व्यवहार प्रभावीपणे हाताळता येतो.

वर्षभरात, बँकेने सर्व प्रकारचे परकीय चलन उत्पादने जसे की, इम्पोर्ट लेटर ऑफ क्रेडीट (Import LC), परकीय चलन मुदत कर्ज, भारतीय रुपयांमध्ये निर्यात वित्त पुरवठा (Export Finance) इ. तसेच परकीय चलनात निर्यात वित्त पुरवठा यशस्वीरित्या हाताळले. आपल्या बँकेने आपल्या पात्र निर्यातदार ग्राहकाला आरबीआयच्या शिपमेंटपूर्व आणि शिपमेंटनंतरच्या रुपयाच्या निर्यात

क्रेडिटवर व्याज समीकरण योजनेचा विस्तार करून व्याजदरात सवलतींचे फायदेही देऊ केले आहेत. तसेच आपल्या बँकेने YES बँकेशी करार करून त्यांच्या मल्टीकरन्सी ट्रॅव्हल कार्डचे वितरण करण्याची व्यवस्था केली आहे. वेस्टर्न युनियन मनी ट्रान्सफरसह देखील बँकेने व्यवहार सेवा योजनेसाठी करार केला आहे.

इतर व्यवसाय (Strategic Alliance) :

बँकेने बँकांशुरन्स (बिमा व्यवसाय) क्षेत्रातून उल्लेखनीय महसूल मिळवला आहे. आर्थिक वर्ष २०२४-२५ मध्ये बँकेने एकूण ₹ ४.५४ कोटी महसूल मिळवला असून, मागील वर्षाच्या तुलनेत २८% वाढ नोंदवली आहे. शाखा व कर्मचारी सक्रियतेवर व विमा विभागाच्या सतत प्रयत्नांमुळे असा मोठा महसूल मिळवण्यात यश आले आहे. म्युच्युअल फंड वितरणाच्या बाबतीतही, बँकेने आर्थिक वर्ष २०२४-२५ मध्ये महसूलात वाढ नोंदवली आहे. सन २०२३-२४ मधील ₹ ०.८५ कोटींच्या तुलनेत ₹ १.१३ कोटी महसूल मिळवण्यात आला, म्हणजेच ३५% वाढ झाली ही वाढ शाखा व्यवस्थापक व कर्मचाऱ्यांच्या सक्रिय सहभागामुळे शक्य झाली आहे.

बँकेला ASBA (Application Supported by Blocked Amount) सुविधेसाठी कायमस्वरूपी परवाना मिळाला आहे. भविष्यात, बँकेचे ग्राहक IPO, NCD, FPO इ. आपल्या इंटरनेट बँकिंग व मोबाईल बँकिंगद्वारे सहज अर्ज करू शकतील. ग्राहकांना त्यांच्या घरी किंवा कार्यालयातूनही हे अर्ज करता येतील. ज्यांना डिजिटल प्लॅटफॉर्म योग्य नाही त्यांच्यासाठी, बँक शाखामध्ये प्रत्यक्ष स्वरूपात अर्ज (Physical Forms) स्वीकारणे सुरु ठेवेल.

आपली बँक NSDL ची Depository Participant आहे. बँकेने ग्राहकांना डिपॉजिटरी सेवा देण्यास सुरुवात केली आहे. पुढील आर्थिक वर्षात, बँक डिमेंट खातेधारकांना नियम व नियामक चौकटीत राहून ट्रेडिंग प्लॅटफॉर्मची सुविधा उपलब्ध करून देण्याचा विचार करत आहे.

जोखीम व्यवस्थापन (Risk Management) :

बँकेला विविध प्रकारच्या जोखमींचा सामना करावा लागतो. जसे की कर्ज जोखीम, बाजार जोखीम, तरलता जोखीम, कार्यकारी जोखीम तसेच IT व

फसवणूक जोखीम, बँकेच्या जोखीम व्यवस्थापन विभागामार्फत सर्व संबंधित जोखमींची ओळख, मोजणी, निरीक्षण व नियंत्रण सुनिश्चित केले जाते व सर्व समावेशक उपाययोजनांवर भर दिला जातो. जोखमीचे मोजमाप अधिक अचूक व प्रभावी करण्यासाठी बँक सातत्याने प्रणालींमध्ये सुधारणा करत आहे.

बँकेतील जोखीम व्यवस्थापनाचे मुख्य तत्त्व म्हणजे नियम व कायद्यातील अनुपालन सुनिश्चित करणे आणि जोखीम व परतावा यामध्ये योग्य समतोल साधणे, तसेच जोखीम व्यवस्थापन व व्यवसाय कार्य यामध्ये स्वतंत्रता राखणे. आपल्या बँकेचा जोखीम स्वीकारण्याच्या क्षमतेचा (Risk Appetite Statement) आढावा घेताना स्थैर्य (Soundness), मालमत्तेची गुणवत्ता (Asset Quality), नफा (Profitability), तरलता (Liquidity), कार्यक्षमता (Efficiency), बाजार जोखीम (Market Risk) इ. बाबींचा समावेश केला जातो.

ही संपूर्ण जोखीम व्यवस्थापन प्रणाली बँकेच्या एकात्मिक जोखीम व्यवस्थापन प्रणालीला बळकट करते व आर्थिक स्थैर्य साधण्याच्या दिशेने वाटचाल घडवते. बँकेच्या जोखीम व्यवस्थापन प्रक्रियेचे नेतृत्व, चांगल्या प्रकारे परिभाषित धोरण आणि संचालक मंडळाच्या विविध समित्यांमार्फत नियमित निरीक्षणाद्वारे होते. संचालक समिती व लेखा समिती (Audit Committee) बँकेच्या काही कार्ये व व्यवहारांचे देखरेख करतात, ज्यामुळे बँकेतील जोखीम व नियंत्रण व्यवस्थापन आराखड्यात सुधारणा होते. बँकेचे मुख्य जोखीम अधिकारी (Chief Risk Officer) सर्वसाधारण स्तरावर जोखीम निरीक्षण करतात. बँकेच्या जोखीम व्यवस्थापन समिती (Risk Management Committee) मार्फत जोखीम व्यवस्थापनाचे सर्वसमावेशक निरीक्षण केले जाते. ही समिती धोरणे तयार करण्यासाठी आणि बँकेच्या जोखीम सहिष्णूतेशी त्यांची सुसंगती सुनिश्चित करण्यासाठी महत्वाची भूमिका बजावते.

मानव संसाधन :

बँकिंग उद्योगात जिथे विश्वास, कार्यक्षमता आणि उत्कृष्ट सेवा यावर यश अवलंबून असते, तिथे मानव संसाधन हा आपला सर्वात मोठा ठेवा आहे. तंत्रज्ञान विकसित होऊ शकते, उत्पादने बदलू शकतात. पण आपल्या कर्मचाऱ्यांची जिद्द, बांधिलकी आणि कौशल्य हे आपल्या व्यवसायाचा कणा आहे. अहवाल वर्षात, मानव संसाधन विकास विभाग (HRD Department) कार्यक्षमता,

समावेशकता आणि सातत्याने शिकण्याच्या संस्कृतीच्या निर्मितीसाठी कार्यरत राहिला.

द सिटीझन को-ऑप बँक लि. (CCBL), वास्को-द-गामा, गोवा यांचे आपल्या बँकेत विलनीकरण हे धोरणात्मक पाऊल होते, ज्यामुळे विविध संस्कृती व कार्यपद्धतीतील संसाधने बँकेत सामावली गेली. या संक्रमण प्रक्रियेत मानव संसाधन विकास विभागाने महत्वाची भूमिका बजावली, कर्मचाऱ्यांना नवीन प्रणाली व प्रक्रियांमध्ये समायोजन करण्यात मदत केली व त्यांना "TJSBians" या नव्या ओळखीमध्ये सामावून घेतले.

बँकेने कर्मचाऱ्यांच्या भरती धोरणात अधिक बळकटपणा आणून सर्व स्तरांवर विविधता व बहुआयामी कौशल्ये असलेली प्रतिभा आकर्षित करण्याचा प्रयत्न केला आहे. वर्षभरात आम्ही एकूण १७६ नवीन कर्मचारी बँकेत घेतले, त्यापैकी ४१ कर्मचारी CCBL मधून आले आहेत. आम्ही शैक्षणिक संस्थांशी भागीदारी करून विद्यार्थ्यांना उद्योगाचा अनुभव देण्यास आणि त्यांना नोकरीच्या संधी उपलब्ध करून देण्यास सुरुवात केली आहे. यावर्षी आम्ही माहिती तंत्रज्ञान क्षेत्रातील महाविद्यालयांसह अनेक महाविद्यालयांशी संपर्क साधला आणि विविध क्षेत्रांमध्ये युवा प्रतिभा आणली.

तसेच नव्याने भरती झालेल्या कर्मचाऱ्यांना विशिष्ट, मोजता येणारी, साध्य करता येणारी, वास्तववादी व ठराविक कालमर्यादित पूर्ण होणारी उद्दिष्ट (Smart Goals) दिल्यामुळे कार्यक्षमता व परिणामकारकता वाढली व आयुष्याच्या सुरुवातीच्या टप्प्यातच समाधानकारक कार्यानुभव मिळवून दिला. कर्मचारी त्यांच्या कामगिरीसाठी ओळखले गेले की, त्यांचा उत्साह व प्रेरणा वाढते. यावर्षी २२ कर्मचाऱ्यांना त्यांच्या कामगिरीनुसार बढती देण्यात आली. गुणवत्ता संशोधन उपक्रम व त्यानुसार केलेल्या बदल्या/स्थानांतरणांमुळे कर्मचाऱ्यांना त्यांच्या आवडीच्या क्षेत्रात वाढीची संधी दिली गेली. त्यामुळे बँकेतील कर्मचारी सोडून जाण्याचे प्रमाण मागील वर्षाच्या तुलनेत लक्षणीयरीत्या कमी झाले आहे. आर्थिक वर्ष २०२४-२५ मध्ये मानवसंसाधन विभागाने कर्मचाऱ्यांच्या शिक्षण व विकास उपक्रमांवर भर दिला आहे. यावर्षी आम्ही कामाच्या भुमिकेनुसार विशिष्ट कौशल्य विकासासाठी खास प्रशिक्षण कार्यक्रम आखले आहेत. उदाहरणार्थ, शाखा व्यवस्थापकांसाठी VLDP (Visionary Leadership Development Program) तयार करण्यात आला, ज्यामुळे शाखा कार्यक्षमता व उत्पादकता वाढवण्यात मदत झाली. तसेच सहाय्यक शाखा

व्यवस्थापक आणि कर्ज अधिकारी यांच्यासाठी खास क्रेडिट मूल्यांकन प्रशिक्षण (Credit Appraisal Training) घेण्यात आले. याशिवाय, महिलांसाठी नेतृत्व विकसित करण्याच्या उद्देशाने 'Lead like a woman' हा कार्यक्रम, तसेच IIBF कडून IIM Shillong च्या Advanced Management Program आणि Management Development Program च्या अंतर्गत General Management Program for Sales & Marketing Excellence इ. कार्यक्रमात गुंतवणूक करण्यात आली आहे.

तांत्रिक प्रगती :

तंत्रज्ञान हे आपल्या बँकेच्या कार्यप्रणालीचे केंद्र आहे आणि ग्राहकांचा अनुभव अधिकाधिक समृद्ध करण्यासाठी व स्पर्धेत पुढे राहण्यासाठी आम्ही सातत्याने नाविन्य व सुधारणा करण्याला प्राधान्य देतो. वर्षभरात १८ कोटीपेक्षा जास्त डिजिटल व्यवहार झाले असून, यामध्ये UPI व्यवहारांचे प्रमाण सर्वाधिक होते. सुमारे १६ कोटी व्यवहार, ज्यामधील एकूण व्यवहार ₹ २६,४०० कोटीपेक्षा अधिक आहे.

बिल संकलन सेवांमध्ये आपल्या बँकेने सहकारी बँकांच्या क्षेत्रात आघाडी घेतली आहे. बँकेने २२४ सहकारी पतसंस्था, सहकारी बँका आणि कॉर्पोरेट संस्थासोबत 'एजंट संस्था' म्हणून भागीदारी केली आहे व यावर्षी एकूण ₹ ३३२९ कोटीचे बिल संकलन केले आहे. याशिवाय बँक 'TJSB Society' हे गृहसहाय संस्था व्यवस्थापन ॲप्लिकेशन ८३२ सहकारी गृह संस्थांना पुरवत असून, यामध्ये यावर्षी २७५ नवीन संस्था सामील झाल्या आहेत.

महाराष्ट्र शासनाने आपल्या बँकेवर विश्वास दाखवत १८ मार्च २०२५ रोजीच्या शासन निर्णयाद्वारे बँकेला सर्व शासकीय व्यवहार हाताळण्याची मान्यता प्रदान केली आहे. या मान्यतेमुळे बँकेला शासकीय संस्थाना वेतन खाते, पेन्शन खाते, ठेवी संकलन सेवा आणि विविध डिजिटल बँकिंग सेवा पुरवण्याची संधी उपलब्ध झाली आहे.

बँकेच्या डिजिटल मार्केटिंग विभागानेही तांत्रिकदृष्ट्या स्वतःला सक्षम केले असून, आता WhatsApp मार्केटिंग व रिच कम्युनिकेशन सर्विसेस (RCS) चा वापर करून ग्राहकांशी अधिक वैयक्तिक आणि संवादात्मक पद्धतीने संपर्क साधला जातो.

या वर्षी बँकेने 'UPI-Lite' व 'Auto-Top Up' सुविधा सुरु केल्या आहेत, ज्यामध्ये ग्राहकांचे UPI Lite वॉलेट शिल्लक ठराविक मर्यादेपेक्षा खाली गेल्यावर आपोआप रिचार्ज होतो.

बँक 'UPI-Circle' वरही कार्यरत झाली आहे. ज्यामध्ये देयक व्यक्ती (Payer) दुसऱ्या व्यक्तीस विशिष्ट मर्यादित आपले UPI खाते वापरण्याची अधिकृतता देऊ शकतो. यामुळे दुसरा वापरकर्ता थेट व्यवहार करू शकतो, ते ही मूळ खातेदारांच्या किमान हस्तक्षेपासह.

आपल्या बँकेने यशस्वीपणे TCS BaNCS Core Banking Solution लागू केले आहे. यामुळे नवीन उत्पादने व सेवा सुलभपणे सुरु करता येतील तसेच विविध सेवा प्रदात्यांशी एकरूप होणे सोपे झाले आहे. नवीन TCS-CBS प्रणाली अंतर्गत ग्राहकांना टोल-फ्री क्रमांकाद्वारे IVR (Interactive Voice Response) वापरून कर्ज किंवा मुदत ठेवीची माहिती मिळवता येते. तसेच ग्राहक इंटरनेट बँकिंगद्वारे ऑनलाईन मुदत ठेव चालू व बंद करणे यासह इतर अनेक सुविधा वापरू शकतात.

आपल्या बँकेने UPI-ICCW (Interoperable Cardless Cash Withdrawal) साठीही प्रमाणन पूर्ण केलेले आहे. ज्यामुळे ग्राहकांना UPI वापरून कार्डशिवाय ATM मधून पैसे काढण्याची सुविधा मिळाली आहे.

तसेच, बँकेने UPI-ICD (Interoperable Cash Deposit) सेवा यशस्वीरित्या लागू केली आहे. यामुळे TJSB ग्राहकांना कोणत्याही सहभागी बँकेच्या कॅश डिपॉजिट मशीनमध्ये UPI वापरून रोख रक्कम जमा करता येते. तसेच, इतर बँकांचेही ग्राहक TJSB च्या CRM मशीनद्वारे त्यांच्या खात्यात रक्कम जमा करू शकतात. लवकरच बँक प्री-पेड कार्डस् लॉंच करणार आहे. ज्यात गिफ्ट कार्डस् व पुनर्भरणीय (Reloadable) जनरल पर्पज कार्डस् यांचा समावेश असेल. हे कार्डस् ग्राहकांना भेटवस्तू देण्यासाठी, कॉर्पोरेट खर्च व्यवस्थापनासाठी व विविध कारणांसाठी वापरता येणार आहे.

कोअर बँकिंग प्रणाली (CBS) :

गेल्या काही वर्षांपासून ग्राहकांचा अनुभव सुधारण्यासाठी आपल्या बँकेने

सातत्याने तंत्रज्ञानामध्ये गुंतवणूक केली आहे. आर्थिक वर्ष २०२४-२५ च्या अखेरच्या तिमाहीत आपल्या बँकेने TCS BaNCS Core Banking Solution व डिजिटल चॅनेल्स 'इंटरनेट व मोबाईल' बँकिंगसह यशस्वीरित्या कार्यान्वित केले.

इतर मोठ्या कोअर बँकिंग परिवर्तन प्रकल्पांप्रमाणेच, आपल्या बँकेलाही २७ जानेवारी २०२५ रोजी TCS BaNCS वर लाईव्ह झाल्यानंतर काही अडचणींचा सामना करावा लागला. मात्र आपल्या ग्राहक, भागधारक व कर्मचाऱ्यांच्या सहकार्यामुळे आता प्रणाली स्थिर करण्याच्या दिशेने कार्य करत आहे व नवीन तंत्रज्ञानाच्या सहाय्याने सेवा अधिक प्रभावी व कार्यक्षमतेने देऊ शकत आहे. नवीन CBS प्रणालीद्वारे बँक आता कॉर्पोरेट इंटरनेट व मोबाईल बँकिंग, डिजिटल माध्यमातून मुदत ठेव उघडणे, भविष्यातील पेमेंटचे शेड्युलिंग व सेवा विनंत्या अशा विविध सुविधा पुरवित आहे. कोअर बँकिंग परिवर्तन प्रकल्पामुळे बँकेच्या कार्यक्षमतेत वाढ होईल, ग्राहकांचे समाधान व अनुभव वृद्धीगत होईल, कार्यप्रणालीतील जोखमी व खर्च कमी होतील आणि नियामक नियमांचे अधिक चांगले पालन करता येईल.

सायबर सुरक्षा (Cyber Security) :

बँकेने आपली सायबर सुरक्षा क्षमताही भक्कम केली आहे. यासाठी सायबर संरक्षण, धोक्यांची माहिती (Threat Intelligence) व दुर्बलता उपाय योजना कार्यक्रम यांच्यामध्ये बळकटीकरण केले आहे. याव्यतिरिक्त, अत्याधुनिक सुरक्षा तंत्रज्ञानाचा वापर करून IT, आर्किटेक्चर व ऑपरेशन्समध्ये सायबर संरक्षण वाढवले आहे. सायबर सुरक्षेच्या चौकटीला अधिक मजबूत करण्यासाठी बँकेने विविध सुरक्षा मूल्यांकन (Security Assessment) देखील पार पाडली आहे. बँकेने वर्षभरात संचालक, ग्राहक आणि कर्मचाऱ्यांसाठीही सायबर सुरक्षा जनजागृती मोहिमा राबविल्या आहेत, जेणेकरून बँक व तिच्या ग्राहकांच्या हिताचे संरक्षण होऊ शकेल.

नफा :

अहवाल वर्ष २०२४-२५ मध्ये बँकेचा एकूण नफा गतवर्षीच्या तुलनेत कमी राहीला. कोअर बँकिंग प्रणालीसाठी केलेल्या गुंतवणूकीमुळे या आर्थिक वर्षात घसारा व व्यावसायिक तज्ञांच्या शुल्कामध्ये अधिक खर्च झाला. तसेच,

गतवर्षीच्या शेवटच्या तिमाहीमध्ये केलेल्या कर्मचाऱ्यांचा वेतन वाढीचा परिणाम आणि व्याजदरांच्या स्पर्धामुळे आपल्या बँकेचे निव्वळ व्याज उत्पन्न ₹ ५३३.५२ कोटींवरून ₹ ५३२.२२ कोटींवर राहीले. टक्केवारीनुसार, बँकेचे निव्वळ व्याज मार्जिन (NIM) ३.५३% राहीले.

वरील कारणांमुळे बँकेचा निव्वळ नफा गतवर्षीच्या ₹ २१६.३६ कोटींच्या तुलनेत ₹ १८५.३८ कोटी इतका राहीला.

लाभांश :

ICAI ने जारी केलेल्या AS-4 या तरतुदीनुसार आर्थिक वर्ष २०१७-१८ पासून सर्वसाधारण सभेच्या संमतीने घोषित केलेल्या लाभांशाची गणना ताळेबंदात 'देणे' या अंतर्गत केलेली नाही.

नफा विभागणी २०२४-२५ :

बँकेच्या रिझर्व्ह, इतर निधी व इतर गंगाजळी यांचे सत्य आणि न्याय मूल्य भागधारकांसमोर मांडण्यासाठी, चालू आर्थिक वर्षाचा नफा वाटप ३१ मार्च २०२५ रोजी समाप्त झालेल्या आर्थिक विवरणात प्रभावी करण्यात आला आहे, जो वार्षिक सर्वसाधारण सभेतील मंजूरीच्या अधीन असेल.

RBI च्या परिपत्रक क्र. 2024-25/58 DOR.CAP.REC.No.27/09.18 201/2024-25 दि. ०२.०८.२०२४ नुसार 'प्रुडेन्शियल ट्रीटमेंट ऑफ बॅंड अँड डाऊटफुल डेब्ट रिझर्व्ह' अंतर्गत बँकेने BDD साठी ₹ २२७.४१ कोटींची अतिरिक्त तरतूद केली आहे. ही तरतूद सर्वसाधारण राखीव निधी व नफा-तोटा खात्यातील अधिशेषातून केलेली असून, 'इतर देणी आणि तरतूद' अंतर्गत ओळखली जाईल. परंतु तीही वार्षिक सर्वसाधारण सभेतील भागधारकांच्या मंजूरीच्या अधीन असेल.

तसेच, रिझर्व्ह बँकेच्या सदर परिपत्रकानुसार, बॅंड अँड डाऊटफुल डेब्ट रिझर्व्ह (BDDR) मधील शिल्लक रक्कम जी कुठल्याही कायदानुसार आवश्यक नाही, ती सर्वसाधारण निधी / नफा व तोटा खात्यामध्ये (Below the line) ट्रान्सफर करण्यास आरबीआयने परवानगी दिली आहे. त्यानुसार, ३१ मार्च २०२४ रोजी BDD रिझर्व्ह मध्ये असलेली ₹ २५३.९० कोटींची रक्कम ही नफा व तोटा विनियोग खात्यामध्ये ट्रान्सफर करण्यात आली आहे. जी वार्षिक सर्वसाधारण

सभेच्या मान्यतेच्या अधीन आहे.

पुंजी पर्याप्तता :

आपल्या बँकेचा भांडवली पाया मजबूत असून ३१ मार्च २०२५ रोजी जोखमीच्या तुलनेत भांडवली पर्याप्तता प्रमाण (CRAR) हे १७.४८% आहे. हे प्रमाण बँकिंग क्षेत्राच्या सरासरीच्या तुलनेत अधिक आहे.

उच्च CRAR हे बँकेच्या भांडवली बळकटीचे निर्देशक असून भविष्यात जर Basel II आणि Basel III शिफारसी सहकारी बँकावर लागू झाल्या, तर त्या पूर्ण करण्यासाठीची तयारी दर्शवते.

शाखा विस्तार :

आर्थिक वर्ष २०२४-२५ च्या प्रारंभी आपल्या बँकेच्या १३९ शाखा होत्या.

या वर्षात बँकेने पुढील शाखा सुरु केल्या:

मोशी (पुणे)	- १७ एप्रिल २०२४
बारामती	- १८ एप्रिल २०२४
आनंदनगर (ठाणे)	- ५ ऑगस्ट २०२४
वाघोली (पुणे)	- १२ ऑगस्ट २०२४

रिझर्व्ह बँकेने आर्थिकदृष्ट्या सक्षम आणि चांगल्या प्रकारे व्यवस्थापित सहकारी बँकांना त्यांच्या कार्यक्षेत्रात शाखा विस्तारास विशेष परवानगी दिली आहे. या परवानगीमुळे, आपल्या बँकेला या आर्थिक वर्षात आणखी ५ शाखा 'स्वयंचलित मार्गाने' सुरु करण्याची मुभा मिळाली आहे. या शाखांसाठी केंद्रे निश्चित करण्यात आली असून जागा निश्चितीची प्रक्रिया सुरु आहे.

द सिटीझन को - ऑप बँक लि., वास्को-द-गामा, गोवा चे यशस्वी विलनीकरण १० फेब्रुवारी २०२५ रोजी रिझर्व्ह बँकेच्या आदेशानुसार पूर्ण झाले. त्यामुळे त्या बँकेच्या ६ शाखांचा समावेश आपल्या बँकेत झाला असून, गोव्यातील शाखांची संख्या आता १२ झाली आहे. ३१ मार्च २०२५ रोजी बँकेच्या एकूण शाखांची संख्या १४९ झाली आहे.

धोरणात्मक शाखा स्थलांतर :

अधिक चांगल्या ठिकाणी स्थलांतरित होण्याची आवश्यकता लक्षात घेऊन,

आपल्या बँकेने मुंब्रा, वापी, फोंडा, टिटवाळा, मुख्य (वीर सावरकर पथ), भोसरी, नन्हे आणि निगडी शाखा धोरणात्मकरीत्या स्थलांतरित केल्या आहेत.

व्यावसायिक अनुशासन :

आपली बँक पारदर्शक वित्तिय व्यवहारांवर विश्वास ठेवते आणि भागधारकांच्या हिताचे रक्षण करते. हे गुणधर्म चांगल्या व्यावसायिक अनुशासनाचे मुख्य आधार आहेत. बँकेची रणनीती ठोस शासन चौकटीमध्ये अंमलात आणली जात असून सर्व भागधारकांच्या हितांचे संतुलन साधण्यावर भर दिला जातो. ज्यामुळे ठिकाऊ मुल्यनिर्मिती सुनिश्चित होते.

सदस्यत्व :

३१ मार्च २०२५ रोजी बँकेचे एकूण सदस्य ७४,६३१ होते.

वैधानिक लेखापरीक्षकांची नेमणूक :

३१ मार्च २०२५ रोजी बँकेची मालमत्ता ₹ १५,००० कोटीपेक्षा अधिक असल्यामुळे, रिझर्व्ह बँकेच्या मार्गदर्शक तत्त्वानुसार वित्तिय वर्ष २०२४-२५ साठी दोन लेखापरीक्षक संस्थानी वैधानिक लेखा परिक्षण केले. वार्षिक सर्वसाधारण सभेसमोर असा ठराव ठेवण्यात येत आहे की, संचालक मंडळास आर्थिक वर्ष २०२५-२६ साठी किमान दोन लेखापरीक्षकांची नेमणूक करण्याचा आणि त्यांचे मानधन निश्चित करण्याचा अधिकार देण्यात यावा.

सामाजिक जबाबदारी :

आपली बँक सामाजिक जबाबदारी ओळखते आणि आपला काही निव्वळ नफा सामाजिक संस्थांना देण्यात येतो. बँक पर्यावरणाशी संबंधित सामाजिक विषयांमध्ये सक्रिय आहे.

आर्थिक वर्ष २०२४-२५ दरम्यान बँकेने २५ सामाजिक संस्थांना एकूण ₹ २.०२ कोटींचे अनुदान दिले.

श्रद्धांजली :

अहवाल वर्षात निधन पावलेले बँकेचे सभासद, खातेदार, कर्मचारी व हितचिंतक

यांना विनम्र श्रद्धांजली.

ऋणनिर्देश :

मी सर्व भागधारकांचे आमच्यावर दाखवलेल्या विश्वासाबद्दल आणि आमच्या कार्यक्षमता वाढविण्यासाठी आम्हाला पाठिंबा दिल्याबद्दल आभार व्यक्त करू इच्छितो. वाढत्या ग्राहकांमुळे बँकेच्या वाढीला बळ मिळत आहे आणि त्याबद्दल मी त्यांचे आभार मानतो. संचालक मंडळ, भारतीय रिझर्व्ह बँक, सेंट्रल रजिस्ट्रार ऑफ को-ऑप. सोसायटीज, नॅशनल पेमेंट कॉर्पोरेशन ऑफ इंडिया (NPCI) यांचे समर्थन आणि मार्गदर्शनाबद्दल मी कृतज्ञ आहे. बँकेला त्यांच्या लेखापरिक्षक, कायदेशीर सल्लागार आणि पत्रकार यांच्या योगदानाचा मोठा फायदा झाला आहे आणि मी त्यांचे ही आभार मानतो.

मी संचालक मंडळ व व्यवस्थापन मंडळाच्या सर्व सदस्यांचे, त्यांच्या अमूल्य मार्गदर्शन, समर्थन आणि विवेकपूर्ण सल्ल्याबद्दल आभार व्यक्त करू इच्छितो.

संचालक मंडळाच्या वतीने, मी बँकेच्या एकूण वाढ, विकास आणि कार्यक्षमतेसाठी सर्व कर्मचाऱ्यांच्या समर्पित आणि निष्ठावान सेवांचा आदर व्यक्त करतो.

आपला,
संचालक मंडळाच्या वतीने,

sd/-

शरद न. गांगल

अध्यक्ष

दि. ०६.०५.२०२५



INDEPENDENT AUDITOR'S REPORT FOR THE YEAR ENDED 31st MARCH, 2025

To,
The Members,
TJSB Sahakari Bank Limited

Report on the Audit of Financial Statements

Opinion

We have audited the accompanying financial statements of **TJSB Sahakari Bank Limited** (hereinafter referred to as "the Bank"), which comprise the Balance Sheet as at 31st March 2025, the Profit and Loss Account, the Cash Flow Statement for the year then ended and notes to the financial statements, including a summary of the significant accounting policies and other explanatory information (hereinafter referred to as "the financial statements").

In our opinion and to the best of our information and according to the explanations given to us, the financial statements, give the information required by the Multi-State Co-operative Societies Act, 2002 and the Rules made thereunder and the Banking Regulation Act, 1949 (as applicable to Co-operative Societies) as amended by the Banking Regulation (Amendment) Act, 2020 and the guidelines issued by the Reserve Bank of India, in the manner so required and give a true and fair view in conformity with the accounting principles generally accepted in India:-

- a. In the case of the Balance Sheet, of the state of affairs of the Bank as at 31st March 2025;
- b. In the case of the Profit and Loss Account, of the profit for the year ended on that date; and
- c. In the case of the Cash Flow Statement, of the cash flows for the year ended on that date.

Basis for Opinion

We conducted our audit in accordance with the Standards on Auditing ("the SAs") issued by the Institute of Chartered

Accountants of India ("the ICAI"). Our responsibilities under those SAs are further described in the "Auditor's Responsibilities for the audit of the Financial Statements" section of our report. We are independent of the Bank in accordance with the Code of Ethics issued by the ICAI together with the ethical requirements that are relevant to our audit of the financial statements under the provisions of the Multi-State Co-operative Societies Act, 2002 and the Rules made thereunder and the Banking Regulation Act, 1949 (as applicable to Co-operative Societies) as amended by the Banking Regulation (Amendment) Act, 2020 and the guidelines issued by the Reserve Bank of India, and we have fulfilled our other ethical responsibilities in accordance with these requirements and the Code of Ethics issued by the ICAI. We believe that the audit evidence we have obtained is sufficient and appropriate to provide a basis for our opinion.

Emphasis of Matter

We draw attention to Note Q1 (b) (i) and (ii) of the Notes of Financial Statements for the year ended 31st March, 2025 with respect to:

- (i) The creation of provision for Bad and Doubtful Debts of ₹ 227.41 crores by appropriating from General Reserve and surplus in Profit and Loss Account as per the guidelines issued by Reserve Bank of India vide circular no 2024-25 / 58 DOR. CAP. REC. No. 27/09.18.201/2024-25 dated 02.08.2024 regarding Prudential Treatment of Bad and Doubtful Debt Reserve by Co-operative Banks.
- (ii) Transfer of balance of ₹ 253.90 crores in the Bad and Doubtful Debts Reserve to the Profit and Loss Appropriation Account, in accordance with the aforesaid circular of Reserve Bank of India, subject to approval by the shareholder in the AGM.

Our opinion is not modified in respect of this matter.

Information Other than the Financial Statements and Auditor's Report Thereon

The Bank's management and Board of Directors are responsible for the preparation of the Other Information. The Other Information comprises the information included in the Bank's Annual report, including other explanatory information, but does not include the financial statements and our auditor's report thereon. The Annual Report is expected to be made available to us after the date of this auditor's report.

Our opinion on the financial statements does not cover the Other Information and we do not express any form of assurance conclusion thereon.

In connection with our audit of the financial statements, our responsibility is to read the Other Information identified above when it becomes available and, in doing so, consider whether the other information is materially inconsistent with the financial statements or our knowledge obtained in the audit, or otherwise appears to be materially misstated when we read the Annual Report including other explanatory information. If, we conclude that there is a material misstatement therein, we are required to communicate the matter to those charged with governance.

Responsibilities of Management and Those Charged with Governance for the Financial Statements

The Bank's management and Board of Directors are responsible for the preparation of these financial statements that give a true and fair view of the financial position, financial performance and cash flows of the Bank in accordance with the accounting principles generally accepted in India, including the accounting standards issued by the ICAI. This responsibility also includes maintenance of adequate accounting records in accordance with the provisions of the Multi State Co-operative Societies Act, 2002 and the Rules made thereunder and the Banking Regulation Act, 1949 (as applicable to Co-operative Societies) as amended by the Banking Regulation (Amendment) Act, 2020 and the

guidelines issued by the Reserve Bank of India, for safeguarding of the assets of the Bank and for preventing and detecting frauds and other irregularities; selection and application of appropriate accounting policies; making judgements and estimates that are reasonable and prudent; and design, implementation and maintenance of adequate internal financial controls, that were operating effectively for ensuring the accuracy and completeness of the accounting records, relevant to the preparation and presentation of the financial statements that give a true and fair view and are free from material misstatement, whether due to fraud or error.

In preparing the financial statements, the management and Board of Directors are responsible for assessing the Bank's ability to continue as a going concern, disclosing, as applicable, matters related to going concern and using the going concern basis of accounting unless the management either intends to liquidate the Bank or to cease operations, or has no realistic alternative but to do so.

The Board of Directors are also responsible for overseeing the Bank's financial reporting process.

Auditor's Responsibilities for the Audit of the Financial Statements

Our objectives are to obtain reasonable assurance about whether the financial statements as a whole are free from material misstatement, whether due to fraud or error, and to issue an auditor's report that includes our opinion. Reasonable assurance is a high level of assurance but is not a guarantee that an audit conducted in accordance with the SAs will always detect a material misstatement when it exists. Misstatements can arise from fraud or error and are considered material if, individually or in the aggregate, they could reasonably be expected to influence the economic decisions of users taken on the basis of these financial statements.

As part of an audit in accordance with the SAs, we exercise professional judgement and maintain professional skepticism throughout the audit. We also:

- i. Identify and assess the risks of material misstatement of the financial statements, whether due to fraud or error, design and perform audit procedures responsive to those risks, and obtain audit evidence that is sufficient and appropriate to provide a basis for our opinion. The risk of not detecting a material misstatement resulting from fraud is higher than for one resulting from error, as fraud may involve collusion, forgery, intentional omissions, misrepresentations, or the override of internal control.
- ii. Obtain an understanding of internal controls relevant to the audit in order to design audit procedures that are appropriate in the circumstances but not for the purpose of expressing an opinion on the effectiveness of the entity's internal control.
- iii. Evaluate the appropriateness of accounting policies used and the reasonableness of accounting estimates and related disclosures made by management.
- iv. Conclude on the appropriateness of management's use of the going concern basis of accounting and, based on the audit evidence obtained, whether a material uncertainty exists related to events or conditions that may cast significant doubt on the ability of the Bank to continue as a going concern. If we conclude that a material uncertainty exists, we are required to draw attention in our auditor's report to the related disclosures in the financial statements or, if such disclosures are inadequate, to modify our opinion. Our conclusions are based on the audit evidence obtained up to the date of our auditors' report. However, future events or conditions may cause the Bank to cease to continue as a going concern.
- v. Evaluate the overall presentation, structure and content of the financial statements, including the disclosures, and whether the financial statements

represent the underlying transactions and events in a manner that achieves fair presentation.

We communicate with those charged with governance regarding, among other matters, the planned scope and timing of the audit and significant audit findings, including any significant deficiencies in internal control that we identify during our audit.

We also provide those charged with governance with a statement that we have complied with relevant ethical requirements regarding independence, and to communicate with them all relationships and other matters that may reasonably be thought to bear on our independence, and where applicable, related safeguards.

Report on Other Legal and Regulatory Requirements

1. Balance Sheet and the Profit and Loss Account have been drawn up in Forms "A" and "B" respectively of the Third Schedule to the Banking Regulation Act, 1949 and the Multi State Co-operative Societies Act, 2002, the Multi State Co-operative Societies Rules, 2002.
2. As required by Section 73(4) of the Multi State Co-operative Societies Act, 2002 and the Banking Regulation Act, 1949 (As applicable to Co-operative Societies) as amended by the Banking Regulation (Amendment) Act, 2020, we report that:
 - a. We have obtained all the information and explanations which to the best of our knowledge and belief were necessary for the purposes of our audit and have found to be satisfactory;
 - b. In our opinion, proper books of account as required by the said Acts, Rules framed thereunder and the Bye-Laws, have been kept by the Bank so far as appears from our examination of those books and proper returns adequate for the purpose of our audit have been received from the branches and offices not visited by us;
 - c. No separate audit of the Branches has been conducted under the Multi State Co-operative Societies Act, 2002 and therefore no other auditor's

report has been received by us;

- d. The Balance Sheet, the Profit and Loss Account and the Cash Flow Statement dealt with by this Report are in agreement with the books of account and returns;
- e. The transactions of the Bank, which have come to our notice, have been within the powers of the Bank;
- f. The profit and loss account shows a true balance of profit for the period covered by such account;

3. As required by Rule 27(2) of the Multi-state Co-operative Societies Rules, 2002, we report that:

- a. In our opinion and according to information and explanations given to us, there has been no material impropriety or irregularity in the expenditure or in the realisation of money due to the Bank;
- b. In our opinion and according to information and explanations given to us, the guidelines issued by the Reserve Bank, to the extent applicable to the Bank, have generally been adhered to;

4. As required by the Rule 27 (3) of the Multi State Co-operative Societies Rules, 2002, we report on the matters specified in clauses (a) to (f) of the said Rule to the extent applicable to the Bank as under:

- a. During the course of our audit, we have generally not come across transactions which appear to be contrary to the provisions of the Multi State Co-operative Societies Act, 2002, the Rules made thereunder or the Bye-Laws of the Bank.
- b. During the course of our audit, we have not come across material and significant transactions which appear to be contrary to the guidelines issued by the Reserve Bank of India, to the extent applicable to the Bank;
- c. Based on our examination of the books of account and other records and as per the information and explanations given to us, the following monies due to the Bank appear to be doubtful of recovery against which a provision of ₹ 296.48 crores is made in the accounts. (Advances categorized as

doubtful and loss assets as per prudential norms laid down by the Reserve Bank of India are considered as doubtful of recovery);

Category	Principal Outstanding on 31.03.2025 (₹ in crores)
Sub-standard and Doubtful Assets	265.59
Loss Assets	30.89

- d. As per the information provided to us and to the best of our knowledge, there are credit facilities sanctioned by the Bank to the members of the Board against their own deposits with Bank and a sum of ₹ 0.18 crores was outstanding as on March 31, 2025;
- e. During the course of our audit, we have generally not come across any violations of guidelines, conditions etc. issued by the Reserve Bank of India, to the extent applicable to the Bank;
- f. To the best of our knowledge, no other matters have been specified by the Central Registrar, which require reporting under this Rule.

For M P CHITALE & Co.
Chartered Accountants
ICAI FRN - 101851W

sd/-

Shraddha Jathar
Partner
ICAI Membership No. 136908
UDIN : 25136908BMLIOD5096

Place : Thane
Date : 10.04.2025

For FADNIS & GUPTE LLP
Chartered Accountants
ICAI FRN - 006600C/C400324

sd/-

Krutika Fadnis
Partner
ICAI Membership No. 423675
UDIN : 25423675BMLILW1980

Place : Thane
Date : 10.04.2025



BALANCE SHEET AS ON 31st MARCH 2025

CAPITAL & LIABILITIES / भांडवल व देणी	Schedule	As on 31 March 2025	As on 31 March 2024
(1) CAPITAL / भांडवल	A	105.67	107.14
(2) RESERVE FUND AND OTHER RESERVES / राखीव व इतर निधी	B	1061.79	1394.62
(3) DEPOSITS AND OTHER ACCOUNTS / ठेवी व इतर खाती	C	14848.64	14587.87
(4) BORROWINGS / घेतलेली कर्जे	D	161.31	-
(5) BILLS FOR COLLECTION BEING BILLS RECEIVABLE (As per Contra) / वसुलीची बिले (येणे बाजूप्रमाणे)		504.43	509.45
(6) OVERDUE INTEREST RESERVE / थकीत व्याज तरतूद		255.77	199.17
(7) INTEREST PAYABLE / देणे व्याज		14.27	16.71
(8) OTHER LIABILITIES & PROVISIONS / इतर देणी आणि तरतूद	E	743.72	407.47
(9) PROFIT & LOSS / नफा - तोटा		471.72	217.56
GRAND TOTAL / एकूण		18167.32	17439.99
CONTINGENT LIABILITIES / संभाव्य देणी	M	534.54	484.94

sd/-
Shri. S. N. Gangal
Chairman

sd/-
Shri. V. V. Singavi
Vice-Chairman

- Directors -

Dr. Mrs. A. V. Bapat, Shri. B. A. Gaikawad, Shri. R. K. Hegde, Shri. KRCV Seshachalam, Shri. S. A. Khandekar,
Dr. Shri. P. M. Maheshwari, Shri. S. S. Patankar, Mrs. P. R. Ranade, Shri. S. S. Tatake.



३१ मार्च २०२५ चा ताळेबंद

(₹ in crore)

PROPERTY & ASSETS / जिंदगी व येणी	Schedule	As on 31 March 2025	As on 31 March 2024
(1) CASH / रोख	F	715.38	730.60
(2) BALANCES WITH OTHER BANKS / इतर बँकांमधील शिल्लक	G	2748.02	2518.34
(3) MONEY AT CALL, SHORT NOTICE, LAF REVERSE REPO & TREPS / मागणी योग्य ठेव, शॉर्ट नोटीस, एलएएफ रिव्हर्स रेपो व ट्रेप्स		230.00	222.95
(4) INVESTMENTS / गुंतवणूक	H	4872.72	4975.14
(5) ADVANCES / दिलेली कर्जे	I	8256.18	7874.58
(6) INTEREST RECEIVABLE / येणे व्याज	J		
(i) On Investments, Staff Loan / गुंतवणूक, कर्मचारी कर्ज		145.50	141.04
(ii) On Advances (considered bad & doubtful of recovery) (As per Contra) / दिलेली कर्जे (बुडीत व संशयित कर्जांवरील येणे)		255.77	199.17
(iii) On Others (Loan) / इतर (कर्ज)		0.18	-
(7) BILLS RECEIVABLE BEING BILLS FOR COLLECTION (As per Contra) / वसुलीची बिले (देणे बाजूप्रमाणे)		504.43	509.45
(8) BRANCH ADJUSTMENTS / शाखा जुळवणी		-	0.32
(9) FIXED ASSETS / स्थावर मालमत्ता	K	159.45	72.13
(10) CAPITAL WORK IN PROGRESS/ भांडवली खर्च (प्रलंबित)		2.28	36.21
(11) DEFERRED TAX ASSET (NET)/ डिफर्ड टॅक्स येणी (निव्वळ)		20.13	17.71
(12) OTHER ASSETS / इतर जिंदगी	L	253.74	138.81
(13) NON BANKING ASSETS ACQUIRED IN SATISFACTION OF CLAIMS / कर्ज वसूली पोटी खरेदी केलेल्या मिळकती		3.54	3.54
GRAND TOTAL / एकूण		18167.32	17439.99

As per our report of even date

For M P CHITALE & Co.

Chartered Accountants
(ICAI FRN : 101851W)

sd/-

Shraddha Jathar

Partner

ICAI Mem. No. 136908

Date : 10.04.2025

For FADNIS & GUPTA LLP

Chartered Accountants
(ICAI FRN : 006600C/C400324)

sd/-

Krutika Fadnis

Partner

ICAI Mem. No. 423675

Date : 10.04.2025

For TJSB Sahakari Bank Limited

sd/-

Shri. N. N. Arekar

Managing Director &
Chief Executive Officer

Date : 10.04.2025



PROFIT AND LOSS ACCOUNT FOR THE YEAR ENDED 31st MARCH 2025

EXPENDITURE / खर्च	Year ended 31 March 2025	Year ended 31 March 2024
(1) Interest on Deposits / ठेकीवरील व्याज	745.57	693.17
(2) Interest on Borrowings / कर्जावरील व्याज	2.24	6.54
(3) Salaries and Allowances / पगार आणि भत्ते	180.84	154.57
(4) Contractual & Outsourcing Expenses / कंत्राटी आणि आऊट सोर्सिंग खर्च	21.66	21.00
(5) Director's Fees, Allowances and Expenses / संचालकांचे शुल्क, भत्ता व खर्च	0.71	0.87
(6) Rent, Rates, Taxes, Insurance and Lighting / भाडे, दर, कर, विमा व वीज	69.21	64.43
(7) Law Charges / कायदातज्ञांचे शुल्क	0.84	0.44
(8) Postage, Telegrams and Telephone Charges / टपाल, तार व टेलिफोन खर्च	4.57	4.28
(9) Travelling and Conveyance / प्रवास खर्च	3.17	2.95
(10) Auditor's Fees and Expenses / लेखापरीक्षकांचे शुल्क व खर्च	4.01	3.48
(11) Repairs and Maintenance / दुरुस्ती व देखभाल	6.57	8.25
(12) Depreciation and Amortisation / घसारा व अग्रिमता	28.67	17.22
(13) Amortisation of Premium on Securities / तारण पत्रांवरील अधिमूल्यासाठी अग्रिमता	5.80	7.86
(14) Printing and Stationery / छपाई व लेखन सामुग्री खर्च	3.40	3.88
(15) Advertisement and Publicity / जाहिरात व प्रसिद्धी खर्च	7.31	6.87
(16) Bank Charges / बँक चार्जेस	1.66	1.64
(17) Security Charges / सुरक्षा व्यवस्था खर्च	5.31	5.07
(18) Professional Charges / व्यावसायिक तज्ञांचे शुल्क	7.69	5.13
(19) Other Expenses / इतर खर्च	44.83	41.56
Balance Carried Forward..... पुढील पानावर.....	1144.06	1049.21



३१ मार्च २०२५ अखेर संपलेल्या वर्षाचे नफा-तोटा पत्रक

(₹ in crore)

INCOME / जमा	Year ended 31 March 2025	Year ended 31 March 2024
(1) Interest/Discount on Advance/Bills / दिलेल्या कर्जांवरील / बिलांवरील व्याज / सवलत	729.56	693.41
(2) Interest/Discount on Investment / गुंतवणुकीवरील व्याज/सवलत	539.92	530.96
(3) Discount on G-Sec Maturity / जी-सेक् मॅच्युरिटीवरील सवलत	0.08	2.59
(4) Dividend on Shares / शेअर्सवरील लाभांश	0.00	0.00
(5) Commission, Exchange and Brokerage / कमिशन, एक्सचेंज आणि ब्रोकरेज	14.75	13.37
(6) Rent on Safe Deposit Lockers / सुरक्षा खण भाडे	5.71	5.58
(7) Profit/(Loss) on Sale of Investments (Net) / रोख्यांच्या उलाढालीवरील नफा / (तोटा) (निव्वळ)	2.41	(0.26)
(8) Income from Mutual Fund / म्युचुअल फंडवरील उत्पन्न	10.56	8.87
(9) Other Income / इतर उत्पन्न	57.48	51.60
(10) Foreign Currencies Fluctuation Gain / Loss / परकीय चलनाच्या चढ-उतारातील नफा / तोटा	4.85	5.24
(11) Written off Bad Debts Recovered / निलेखित बुडीत कर्जातील वसुली	0.57	1.48
(12) Provision for Security Receipts Written Back / सुरक्षा पावतीसाठी केलेल्या तरतूदीचा परतावा	19.51	3.57
(13) Income From Digital Products / डिजिटल प्रोडक्ट पासून आलेले उत्पन्न	10.73	13.19
(14) Profit/(Loss) on Sale of Asset (Net)/ मालमतेच्या विक्रीवरील नफा / (तोटा) (निव्वळ)	0.00	(0.13)
Balance Carried Forward..... पुढील पानावर.....	1396.13	1329.47



PROFIT AND LOSS ACCOUNT FOR THE YEAR ENDED 31st MARCH 2025

EXPENDITURE / खर्च	Year ended 31 March 2025	Year ended 31 March 2024
Balance Brought Forward / मागील पानावरून	1144.06	1049.21
(20) PROVISIONS AND CONTINGENCIES/तरतुदी व संभाव्य देणी		
i) Amount Provided for Bad and Doubtful Debts / बुडीत व संशयित कर्जांची तरतूद	19.00	(4.28)
ii) Provision for Depreciation on Investment / गुंतवणुकीवरील घसाऱ्यासाठी तरतूद	2.14	-
iii) Investment Depreciation Reserve / गुंतवणुक घसारा निधी	(2.81)	(1.00)
iv) Covid Provision (Advances) / कोविड तरतूद (कर्जे)	-	(0.83)
v) Contingent Provision against Std. Assets / उत्पादक जिंदगीसाठी संभाव्य तरतूद	-	4.05
(21) PROFIT BEFORE TAX / कर पूर्व नफा	233.74	282.32
Current Income Tax / आयकर	51.80	66.00
Short / Excess provision of last year / मागील वर्षाची कमी / अधिक तरतूद	(1.02)	0.03
Deferred Tax / डिफर्ड टॅक्स	(2.42)	(0.07)
PROFIT FOR THE YEAR CARRIED DOWN / निव्वळ नफा	185.38	216.36
TOTAL / एकूण	1396.13	1329.47
Basic and Diluted Earning per Share (EPS) ₹ / प्रत्येक समभागावरील बेसिक आणि डायल्युटेड मिळकत ₹	87.11	100.35

sd/-
Shri. S. N. Gangal
Chairman

sd/-
Shri. V. V. Singavi
Vice-Chairman

- Directors -

Dr. Mrs. A. V. Bapat, Shri. B. A. Gaikawad, Shri. R. K. Hegde, Shri. KRCV Seshachalam, Shri. S. A. Khandekar,
Dr. Shri. P. M. Maheshwari, Shri. S. S. Patankar, Mrs. P. R. Ranade, Shri. S. S. Tatake.



(₹ in crore)

As per our report of even date
For M P CHITALE & Co.
Chartered Accountants
(ICAI FRN : 101851W)

sd/-

Shraddha Jathar

Partner

ICAI Mem. No. 136908

Date : 10.04.2025

For FADNIS & GUPTE LLP

Chartered Accountants

(ICAI FRN : 006600C/C400324)

sd/-

Krutika Fadnis

Partner

ICAI Mem. No. 423675

Date : 10.04.2025

For TJSB Sahakari Bank Limited

sd/-

Shri. N. N. Arekar

Managing Director &

Chief Executive Officer

Date : 10.04.2025



PROFIT AND LOSS APPROPRIATION ACCOUNT FOR THE YEAR ENDED 31st MARCH 2025

PARTICULARS / तपशील	Year ended 31 March 2025	Year ended 31 March 2024
Appropriations subject to AGM approval / नफा वाटणी - वार्षिक सर्वसाधारण सभेची मंजूरी अधीन		
Statutory Reserve Fund / वैधानिक राखीव निधी	46.35	54.10
Investment Fluctuation Reserve / गुंतवणूक चढ-उतार निधी	5.00	10.00
Charitable Fund / धर्मदाय निधी	1.85	2.17
Co-operative Education Fund / सहकारी शिक्षण निधी	1.85	2.16
Contingency Reserve / संभाव्य निधी	18.54	21.64
Co-operative Rehabilitation, Reconstruction and Development Fund सहकारी पुनर्वसन, पुनर्रचना आणि विकास निधी	1.00	1.00
Ex-Gratia / सानुग्रह निधी	16.50	15.10
Special Reserve (u/s 36(1) (viii) of Income Tax Act, 1961) / विशेष निधी (आयकर कायदा, 1961- कलम 36 (1)(viii) अन्वये)	3.50	5.00
Dividend paid (previous year) / लाभांश (मागील वर्षी)	15.96	29.00
Bad and Doubtful Debt Provision / बुडीत व सशंयित कर्ज तरतूद	74.57	-
	185.12	140.17
NET PROFIT CARRIED TO BALANCE SHEET/ ताळेबंदात वर्ग केलेला नफा	471.72	217.56
TOTAL / एकूण	656.84	357.73

sd/-
Shri. S. N. Gangal
Chairman

sd/-
Shri. V. V. Singavi
Vice-Chairman

- Directors -

Dr. Mrs. A. V. Bapat, Shri. B. A. Gaikawad, Shri. R. K. Hegde, Shri. KRCV Seshachalam, Shri. S. A. Khandekar,
Dr. Shri. P. M. Maheshwari, Shri. S. S. Patankar, Mrs. P. R. Ranade, Shri. S. S. Tatake.



३१ मार्च २०२५ अखेर संपलेल्या वर्षाचे नफा-तोटा वाटणी खाते

(₹ in crore)

PARTICULARS / तपशील	Year ended 31 March 2025	Year ended 31 March 2024
Balance Brought Forward / मागील पानावरून	185.38	216.36
Profit of last year / मागील वर्षाचा नफा	217.56	141.37
Bad and Doubtful Debts Reserve / बुडीत व संशयित कर्ज निधी	253.90	-
TOTAL / एकूण	656.84	357.73

As per our report of even date

For M P CHITALE & Co.

Chartered Accountants

(ICAI FRN : 101851W)

sd/-

Shraddha Jathar

Partner

ICAI Mem. No. 136908

Date : 10.04.2025

For FADNIS & GUPTA LLP

Chartered Accountants

(ICAI FRN : 006600C/C400324)

sd/-

Krutika Fadnis

Partner

ICAI Mem. No. 423675

Date : 10.04.2025

For TJSB Sahakari Bank Limited

sd/-

Shri. N. N. Arekar

Managing Director &

Chief Executive Officer

Date : 10.04.2025



SCHEDULES / परिशिष्ट

(₹ in crore)

	As on 31 March 2025	As on 31 March 2024
SCHEDULE A - CAPITAL / परिशिष्ट A - भांडवल		
Authorised Capital / अधिकृत भांडवल		
10,00,00,000 Shares of ₹ 50/- each /		
10,00,00,000 भाग प्रत्येकी ₹ 50/- चे	500.00	500.00
Issued, Called up, Subscribed and Paid-up Capital /		
इस्युड, कॉल्ड अप, सबस्क्राइड आणि भरणा झालेले भांडवल		
a) Individual - 17211251 Shares of ₹ 50/- each	86.05	86.75
वैयक्तिक 17211251 भाग प्रत्येकी ₹ 50/- चे		
[P.Y. 17349379 Shares of ₹ 50/- each]		
b) Co-Op. Institutions / State Govt. - 0 - Shares of ₹ 50/- each	-	-
सहकारी संस्था / राज्य सरकार - 0 - भाग प्रत्येकी ₹ 50/- चे		
c) Others - 3923238 Shares of ₹ 50/- each	19.62	20.39
इतर 3923238 भाग प्रत्येकी ₹ 50/- चे		
[P.Y. 4079159 Shares of ₹ 50/- each]		
Total / एकूण	105.67	107.14
SCHEDULE B-RESERVE FUND AND OTHER RESERVES /		
परिशिष्ट B-राखीव व इतर निधी		
i) Statutory Reserve / वैधानिक राखीव निधी	611.78	564.76
ii) Building Fund / इमारत निधी	24.00	24.00
iii) Bad & Doubtful Debts Reserve / बुडीत व संशयित कर्ज निधी	-	253.90
iv) Investment Fluctuation Reserve / गुंतवणूक चढ-उतार निधी	156.62	151.62
v) Members Welfare Fund / सभासद कल्याण निधी	0.31	0.31
vi) General Reserve / सर्वसाधारण निधी	-	152.84
vii) Special Reserve u/s 36(1)(viii) of Income Tax Act, 1961 /	63.05	59.55
विशेष निधी आयकर कायदा, 1961 कलम 36(1)(viii) अन्वये		
viii) Provision for Bad & Doubtful Investments /	0.03	0.00
बुडीत व संशयित गुंतवणुकीसाठी तरतूद		
ix) Charitable Fund / धर्मदाय निधी	1.85	2.16
x) Contingency Reserve / संभाव्य निधी	174.19	155.66
xi) Contingent Provision Against Standard Assets /	28.96	28.82
उत्पादक जिंदगीसाठी संभाव्य तरतूद		
xii) Co-operative Rehabilitation, Reconstruction & Development	1.00	1.00
Fund / सहकारी पुनर्वसन, पुनर्रचना आणि विकास निधी		
Total / एकूण	1061.79	1394.62



SCHEDULES / परिशिष्ट

(₹ in crore)

	As on 31 March 2025	As on 31 March 2024
SCHEDULE C - DEPOSITS AND OTHER ACCOUNTS / परिशिष्ट C - ठेवी आणि इतर खाती		
I Fixed Deposits / मुदत ठेवी		
i) Individuals & Others / वैयक्तिक व इतर	8825.85	8588.89
ii) Other Societies / इतर संस्था	1538.93	1686.02
Total / एकूण	10364.78	10274.91
II Savings Bank Deposits / बचत ठेवी		
i) Individuals & Others / वैयक्तिक व इतर	2936.52	2772.55
ii) Other Societies / इतर संस्था	200.51	173.30
Total / एकूण	3137.03	2945.85
III Current Deposits / चालू ठेवी		
i) Individuals & Others / वैयक्तिक व इतर	1312.91	1344.01
ii) Other Societies / इतर संस्था	33.92	23.10
Total / एकूण	1346.83	1367.11
IV MONEY AT CALL AND SHORT NOTICE / मागणी योग्य ठेव व शॉर्ट नोटीस	Total / एकूण	-
Total / एकूण (I)+(II)+(III)+(IV)	14848.64	14587.87
SCHEDULE D - BORROWINGS / परिशिष्ट D - घेतलेली कर्जे		
i) CBLO Borrowings from CCIL / CCIL मार्फत CBLO कर्ज	161.31	-
Total / एकूण	161.31	-



SCHEDULES / परिशिष्ट

(₹ in crore)

	As on 31 March 2025	As on 31 March 2024
SCHEDULE E - OTHER LIABILITIES & PROVISIONS / परिशिष्ट E - इतर देणी आणि तरतूद		
I OTHER LIABILITIES / इतर देणी		
i) Sundry Creditors / किरकोळ देणी	40.74	28.96
ii) Statutory Liabilities Payable / वैधानिक देणी	12.70	13.25
iii) Goods & Service Tax / वस्तू आणि सेवा कर	-	2.45
iv) Advance Interest / Income Received / आगाऊ आलेले व्याज/उत्पन्न	1.64	1.96
v) Payslip Payable / पे स्लीप पेएबल	30.75	20.41
vi) Clearing Adjustment / क्लिअरिंग अँडजेस्टमेंट	0.13	0.05
vii) Dividend Payable / देय लाभांश	2.50	2.48
viii) Ex-Gratia / सानुग्रह निधी	17.02	15.38
ix) NFS/IMPS/POS/BBPS/UPI Settlement account / एन.एफ्.एस्. / आय.एम.पी.एस. / पी.ओ.एस. / बी.बी.पी.एस. / यु.पी.आय.सेटलमेंट अकाउन्ट	16.71	10.91
x) Co-operative Education Fund / सहकारी शिक्षण निधी	1.85	2.16
xi) Balance with Correspondents EEFC A/C / इ इ एफ् सी शिल्लक	-	52.48
xii) Security Sold Under Market Repo/मार्केट रेपो अंतर्गत विकलेली तारणपत्रे	162.94	-
xiii) Security Deliverable Under Market Repo / मार्केट रेपो अंतर्गत देय तारणपत्रे	-	50.80
xiv) Unpaid Matured LTD 2013-14 / मुदतपूर्ण दीर्घकालीन (सबॉर्डिनेटेड) 2013-14 मुदत ठेव	0.04	0.05
xv) Unpaid Matured LTD 2016-17/ मुदतपूर्ण दीर्घकालीन (सबॉर्डिनेटेड) 2016-17 मुदत ठेव	0.07	0.14
xvi) Unpaid Matured LTD 2017-18 / मुदतपूर्ण दीर्घकालीन (सबॉर्डिनेटेड) 2017-18 मुदत ठेव	0.25	2.97
xvii) Leave Encashment Plan Obligation (Net) / लीव्ह एनकॅशमेंट प्लॅन ऑब्लिगेशन (निव्वळ)	11.50	1.74
xviii) Payable to Shareholder CCBL / CCBL भागधारकांना देय	2.77	-
Total / एकूण	301.61	206.19
II OTHER PROVISIONS / इतर तरतूद		
i) Provision for Income Tax (Net of advance tax)/आयकरसाठी तरतूद(निव्वळ)	2.48	1.34
ii) Provision for Miscellaneous Asset / इतर मालमत्तेसाठी तरतूद	44.91	44.91
iii) Provision for Leave Bank Account / लीव्ह बँक खाते तरतूद	1.46	1.08
iv) Provision for Bad and Doubtful Debts/बुडीत व संशयित कर्जांची तरतूद	296.48	39.03
v) Provision for Restructured Advances (Covid) / पुनर्रचित कर्जांची तरतूद (कोविड)	0.72	0.72
vi) Provision for Assets Sold To ARC/ARC ला विकलेल्या जिंदगीची तरतूद	81.64	101.16
vii) Investments Depreciation Reserve / गुंतवणूक घसारा निधी	0.50	2.50
viii) Provision for Fraud / फसवणूकीच्या दाव्यांसाठीची तरतूद	0.12	0.12
ix) Provision for Lease Rent / संभाव्य भाडे तरतूद	10.19	10.42
x) Provision for Investments in PNCPS /PNCPS गुंतवणूकीवरील तरतूद	3.61	-
Total / एकूण	442.11	201.28
Total / एकूण (I)+(II)	743.72	407.47



SCHEDULES / परिशिष्ट

(₹ in crore)

	As on 31 March 2025	As on 31 March 2024
SCHEDULE F - CASH / परिशिष्ट F - रोख		
i) Cash in hand / रोख	66.21	61.40
ii) Balances with Reserve Bank of India / रिज़र्व बैंक ऑफ इंडिया	647.17	667.60
iii) Balances with State Bank of India / स्टेट बैंक ऑफ इंडिया	1.89	1.59
iv) Balances with State Co-operative Bank / राज्य को-ऑपरेटिव्ह सहकारी बैंक	0.11	0.01
Total / एकूण	715.38	730.60
SCHEDULE G - BALANCES WITH OTHER BANKS / परिशिष्ट G - इतर बँकांमधील शिल्लक		
I Current Deposits / चालू ठेवी		
i) Balances with Nationalised Banks / राष्ट्रीयकृत बँका	19.03	7.01
ii) Balances with District Central Co-operative Banks / जिल्हा मध्यवर्ती सहकारी बँका	0.01	0.01
iii) Balances with Other Banks / इतर बँका	59.22	104.21
iv) Balances with Banks Abroad / परदेशातील बँका	18.79	92.95
Total / एकूण	97.05	204.18
II Fixed Deposits / मुदत ठेवी		
i) Fixed Deposit with State/District Central Co-op Banks / राज्य / जिल्हा मध्यवर्ती सहकारी बँका मुदत ठेवी	0.01	0.01
ii) Fixed Deposit with SBI and Nationalised Banks / स्टेट बैंक आणि राष्ट्रीयकृत बँका मुदत ठेवी	996.00	848.09
iii) Fixed Deposit with Other Banks / इतर बँका मुदत ठेवी	1654.96	1466.06
Total / एकूण	2650.97	2314.16
Total / एकूण (I)+(II)	2748.02	2518.34



SCHEDULES / परिशिष्ट

(₹ in crore)

	As on 31 March 2025	As on 31 March 2024
SCHEDULE H - INVESTMENTS / परिशिष्ट H - गुंतवणूक		
i) Central & State Government Securities / केंद्र आणि राज्य सरकारी तारणपत्रे	4029.61	4372.34
(a) Face Value / दर्शनी मूल्य ₹ 4019.24 [P.Y. मागील वर्षी ₹ 4371.64]		
(b) Market Value / बाजार मूल्य ₹ 4099.10 [P.Y. मागील वर्षी ₹ 4367.24] (Of the above G-Sec of FV ₹ 290.00 are given as security for TREPS facility from CCIL)/ (पैकी ₹ 290.00 ची सरकारी तारणपत्रे ट्रेप्स साठी सीसीआयएल यांच्याकडे तारण ठेवले आहेत) [P.Y. मागील वर्षी ₹ 475.00]		
(c) Reserve Fund Investment / राखीव निधी गुंतवणूक ₹ 613.90 [P.Y. मागील वर्षी ₹ 568.03]		
ii) Other Approved Securities / इतर मान्यताप्राप्त तारणपत्रे	-	-
iii) Shares / शेअर्स		
Shares in Co-op. Institutions / सहकारी संस्थांचे शेअर्स	0.03	0.00
Shares in Other Institutions / इतर संस्थांचे शेअर्स	9.25	9.25
iv) Bonds of PSU / पिएसयुचे रोखे	585.51	395.48
(a) Face Value / दर्शनी मूल्य ₹ 584.98 [P.Y. मागील वर्षी ₹ 394.98]		
(b) Market Value / बाजार मूल्य ₹ 587.26 [P.Y. मागील वर्षी ₹ 393.42]		
v) Others / इतर		
Non Convertible Debentures / अपरिवर्तनीय ऋणपत्रे	160.17	94.92
(a) Face Value / दर्शनी मूल्य ₹ 160.00 [P.Y. मागील वर्षी ₹ 95.00]		
(b) Market Value / बाजार मूल्य ₹ 161.27 [P.Y. मागील वर्षी ₹ 94.78]		
Mutual Funds / म्युच्युअल फंड्स	2.00	2.00
(a) Face Value / दर्शनी मूल्य ₹ 2.00 [P.Y. मागील वर्षी ₹ 2.00]		
(b) Market Value / बाजार मूल्य ₹ 3.61 [P.Y. मागील वर्षी ₹ 3.30]		
Security Receipts / सुरक्षा पावत्या	81.64	101.15
(a) Face Value / दर्शनी मूल्य ₹ 81.64 [P.Y. मागील वर्षी ₹ 101.15]		
(b) Market Value / बाजार मूल्य ₹ 57.14 [P.Y. मागील वर्षी ₹ 85.45]		
PNCPS / पीएनसीपीएस	3.61	-
(a) [P.Y. मागील वर्षी ₹ NIL]		
Equity Warrants / इक्विटी वॉरंट	0.90	-
(a) Face Value ₹ 0.90 [P.Y. मागील वर्षी ₹ NIL]		
Total / एकूण	4872.72	4975.14



SCHEDULES / परिशिष्ट

(₹ in crore)

	As on 31 March 2025	As on 31 March 2024
SCHEDULE I - ADVANCES / परिशिष्ट I - दिलेली कर्जे		
I Short Term Loans, Cash Credits, Overdrafts and Bills Discounted of which Secured Against / अल्प मुदत कर्जे, कॅश क्रेडिट, ओव्हरड्राफ्ट व वसुलीची बिले		
a) Govt. and Other approved Securities / सरकारी व इतर मान्यताप्राप्त तारण कर्जे	39.05	39.50
b) Other Tangible Securities / इतर नजरगहाण तारण कर्जे	3360.90	3584.29
c) Unsecured Advances/Surety Loans with or without Collateral Securities / विना तारण कर्जे	117.87	84.20
Of the Advances, amount due from individuals / वैयक्तिक कर्जे [P.Y. मागील वर्षी ₹ 1042.70]		1048.34
Of the Advances, amount overdue / थकीत कर्जे [P.Y. मागील वर्षी ₹ 160.68]		154.32
Considered Bad and Doubtful of recovery / बुडीत व संशयित कर्जे [P.Y. मागील वर्षी ₹ 135.91]		166.48
Total / एकूण	3517.82	3707.99
II Medium Term Loans of which Secured Against / मध्यम मुदत कर्जे		
a) Govt. and Other approved Securities / सरकारी व इतर मान्यताप्राप्त तारण कर्जे	0.69	1.76
b) Other Tangible Securities / इतर नजरगहाण तारण कर्जे	523.82	668.75
c) Unsecured Advances/Surety Loans with or without Collateral Securities / विना तारण कर्जे	61.00	74.15
Of the Advances, amount due from individuals / वैयक्तिक कर्जे [P.Y. मागील वर्षी ₹ 308.28]		285.15
Of the Advances, amount overdue / थकीत कर्जे [P.Y. मागील वर्षी ₹ 71.31]		38.95
Considered Bad and Doubtful of recovery / बुडीत व संशयित कर्जे [P.Y. मागील वर्षी ₹ 78.77]		40.72
Total / एकूण	585.51	744.66
III Long Term Loans of which Secured Against / दीर्घ मुदत कर्जे		
a) Govt. and Other approved Securities / सरकारी व इतर मान्यताप्राप्त तारण कर्जे	3.27	0.40
b) Other Tangible Securities / इतर नजरगहाण तारण कर्जे	4121.02	3408.97
c) Unsecured Advances/Surety Loans with or without Collateral Securities / विना तारण कर्जे	28.56	12.56
Of the Advances, amount due from individuals / वैयक्तिक कर्जे [P.Y. मागील वर्षी ₹ 2314.08]		2876.50
Of the Advances, amount overdue / थकीत कर्जे [P.Y. मागील वर्षी ₹ 35.96]		51.17
Considered Bad and Doubtful of recovery / बुडीत व संशयित कर्जे [P.Y. मागील वर्षी ₹ 73.25]		89.28
Total / एकूण	4152.85	3421.93
Total/ एकूण (I)+(II)+(III)	8256.18	7874.58

SCHEDULE K - FIXED ASSETS / परिशिष्ट K - स्थावर मालमत्ता

(₹ in crore)

ASSET DESCRIPTION (DEPRECIATION RATE) / मालमत्तेचे वर्णन (घसारा दर)	GROSS BLOCK / ग्राँस ब्लॉक					DEPRECIATION / AMORTISATION / घसारा / अग्रिमत्ता					NET BLOCK / नेट ब्लॉक	
	* Opening Balance/ सुरुवातीची शिल्लक	Addition / खरेदी		Sale / Transfer / Write off / Other	Closing Balance / अखेरची शिल्लक	* Opening Balance / पर्यंत	For the year ended / वर्ष अखेर साठी	Sale / Transfer / Write off / Other	Closing Balance / पर्यंत	Opening WDV as on किंमत रोजी	Closing WDV as on किंमत रोजी	
	As on 01.04.2024	Before 01.10.2024	On or After 01.10.2024	Adjustments/ विक्री/निर्यात/ इतर वर्गवारी	As on 31.03.2025	As on 01.04.2024	31.03.2025	विक्री/निर्यात/ इतर वर्गवारी	As on 31.03.2025	01.04.2024	31.03.2025	
LAND / जमीन (0%)	0.58	-	-	-	0.58	-	-	-	-	0.58	0.58	
PREMISES / इमारत (10%)	45.19	5.87	36.36	-	87.42	33.96	3.12	-	37.08	11.23	50.34	
FURNITURE & FIXTURES / फर्निचर व फिक्स्चर्स (15%)	28.80	1.05	1.44	(0.93)	30.36	20.07	1.53	(0.72)	20.88	8.73	9.48	
FURNITURE & FIXTURES / फर्निचर व फिक्स्चर्स (25%)	11.00	0.78	0.45	(0.02)	12.21	9.69	0.58	(0.02)	10.25	1.31	1.96	
PLANT & MACHINERY / प्लॅन्ट व मशिनरी (25%)	23.11	1.01	0.90	(1.42)	23.60	19.05	1.34	(1.29)	19.10	4.06	4.50	
COMPUTERS & PERIPHERALS/ संगणक व इतर सामुग्री (33.33%)	72.88	2.31	62.33	(1.10)	136.42	61.50	18.69	(1.10)	79.09	11.38	57.33	
ELECTRICAL FITTINGS / इलेक्ट्रीकल फिटिंग्ज (15%)	9.88	0.27	0.54	(0.40)	10.29	6.99	0.50	(0.33)	7.16	2.89	3.13	
OFFICE EQUIPMENTS / ऑफिस सामुग्री (25%)	1.10	0.06	0.12	(0.02)	1.26	0.69	0.12	(0.01)	0.80	0.41	0.46	
CAPITAL EXPENDITURE ON RENTAL PREMISES / भाडेतत्वावरील जागेचा भांडवली खर्च (10%)	12.28	0.71	1.30	(0.56)	13.73	7.07	0.64	(0.37)	7.34	5.21	6.39	
VEHICLES / वाहने (30%)	4.62	0.07	1.12	(0.93)	4.88	3.57	0.96	(0.84)	3.69	1.05	1.19	
SUB TOTAL / एकूण	209.44	12.13	104.56	(5.38)	320.75	162.59	27.48	(4.68)	185.39	46.85	135.36	
AMORTIZATION OF ASSETS HELD ON LEASE / भाडेतत्वावर ठेवलेल्या मालमत्तेचे अग्रिमत्ता												
LAND/PREMISES / जमीन/इमारत	28.61	-	-	-	28.61	4.55	0.63	-	5.18	24.06	23.43	
COMPUTER & PERIPHE- RALS/ संगणक व इतर सामुग्री	2.78	-	-	-	2.78	1.56	0.56	-	2.12	1.22	0.66	
TOTAL / एकूण	240.83	12.13	104.56	(5.38)	352.14	168.70	28.67	(4.68)	192.69	72.13	159.45	

* Includes WDV of Assets acquired prior to 01.04.2008 / * यामध्ये 01.04.2008 पूर्वी घेतलेल्या मालमत्तेच्या पुस्तकी किमतीचा समावेश आहे.



SCHEDULES / परिशिष्ट

(₹ in crore)

	As on 31 March 2025	As on 31 March 2024
SCHEDULE J - INTEREST RECEIVABLE / परिशिष्ट J - व्याज येणे		
a) i) On Investments / गुंतवणूकींवरील	122.24	120.00
ii) On Staff Loans / कर्मचारी कर्जांवरील	23.26	21.04
Of the above Advances, Amount overdue / थकीत रक्कम [P.Y. मागील वर्षी ₹ 0.00]	0.00	
Considered Bad & Doubtful of Recovery / बुडीत व संशयित कर्जांवरील येणे [P.Y. मागील वर्षी ₹ 0.00]	0.00	
b) On Advances / कर्जांवरील	255.77	199.17
(Considered Bad & Doubtful of Recovery / बुडीत व संशयित कर्जांवरील येणे)		
c) On Others (Loan) / इतर (कर्ज)	0.18	0.00
Total / एकूण	401.45	340.21
SCHEDULE L - OTHER ASSETS / परिशिष्ट L - इतर जिंदगी		
i) Sundry Debtors / किरकोळ येणी	1.66	1.24
ii) Stock of Stationery / लेखन सामुग्री	1.34	1.87
iii) Security Deposits / अनामत रक्कम	3.69	3.47
iv) Unused Stamps / न वापरलेले स्टॅम्प्स	0.09	0.07
v) Deposit for Premises / जागेसाठी अनामत रक्कम	15.88	14.59
vi) Forex Deal Revaluation / विदेशी चलनाच्या करारातील पुनर्मुल्यांकन	2.56	2.51
vii) Prepaid Expenses / आगाऊ केलेला खर्च	3.15	3.32
viii) Other Receivables / इतर येणी	3.08	2.88
ix) Miscellaneous Assets / इतर मालमत्ता	44.91	44.91
x) Gratuity Plan Assets (Net) / ग्रॅच्युएटी प्लॅन ॲसेटस् (निव्वळ)	0.04	3.02
xi) RBI DEAF Claims Receivable / आर. बी. आय. डि. इ. ए. एफ. क्लेम्स रिसिव्हेबल	0.10	0.16
xii) IMPS/NEFT/RTGS Settlement accounts / आय.एम.पी.एस./ एन.इ.एफ.टी./ आर.टी.जी.एस. सेटलमेंट अकाऊंट	12.05	9.97
xiii) Security Receivable under Market Repo / मार्केट रेपो अंतर्गत घेतलेली तारणपत्रे	162.94	-
xiv) Security Purchased under Market Repo / मार्केट रेपो अंतर्गत घेतलेली तारणपत्रे	-	50.80
xv) Goods and Service Tax Input Credit / वस्तु आणि सेवा कर इनपुट क्रेडिट	2.25	-
Total / एकूण	253.74	138.81



SCHEDULES / परिशिष्ट

(₹ in crore)

	As on 31 March 2025	As on 31 March 2024
SCHEDULE M - CONTINGENT LIABILITIES /		
परिशिष्ट M - संभाव्य देणी		
i) Bank Guarantees / बैंक हमी पत्रे	225.57	192.36
ii) Letter of Credit / पत पत्रे	119.76	93.09
iii) Forward Exchange Contracts / फॉरवर्ड एक्सचेंज कॉन्ट्रॅक्ट्स	148.17	163.28
iv) Amount transferred to DEAF (Net of payments made to eligible Depositors) / डि. इ. ए. एफ. ला जमा केलेली रक्कम (निव्वळ)	41.04	36.21
Total / एकूण	534.54	484.94

Notes to financial statements for the year ended 31st March, 2025

I. Significant accounting policies:

1. Basis of Preparation:

The financial statements of the Bank have been prepared and presented in accordance with the generally accepted accounting principles in India. The Bank has prepared these financial statements as stipulated under the Reserve Bank of India (Financial Statements - Presentation and Disclosures) Directions as amended, to comply in all material respects with the accounting standards issued by the Institute of Chartered Accountants of India (ICAI) to the extent applicable, the statutory provisions under the Banking Regulation Act, 1949 as amended from time to time (as applicable to Co-operative Societies) & Multi State Co-operative Societies Act, 2002, Multi State Co-operative Societies Rules, 2002, circulars and guidelines issued by the Reserve Bank of India ('RBI') and current practices prevalent in the co-operative banking sector in India.

The financial statements have been prepared following the going concern concept on the accrual basis under the historical cost convention unless otherwise stated. The accounting policies adopted in the current year are consistent with those of previous year except otherwise specified.

2. Use of Estimates:

The preparation of financial statements in conformity with generally accepted accounting principles requires management to make estimates and assumptions that affect the reported amounts of assets, liabilities, revenues and expenses and the disclosure of contingent liabilities at the end of the reporting period. The Management believes that the estimates used in the preparation of the financial statements are prudent and reasonable. Any revisions to the accounting estimates are recognized prospectively in the current and future periods.

3. Advances and Provisioning:

a. The classification of advances into Standard, Sub-standard, Doubtful and Loss assets as well as provisioning

on Standard Advances and Non-Performing Advances has been arrived at on an on-going basis in accordance with the Prudential Norms on Income Recognition, Assets Classification and Provisioning and circulars issued by the Reserve Bank of India from time to time.

b. The unrealized interest in respect of advances classified as Non-Performing Advances is disclosed as "Overdue Interest Reserve" as per RBI directives.

c. In addition to provisions on Non-Performing Advances, general provisions are made on following categories of standard assets as per RBI guidelines, as under:

Category	Provision(%)
Direct advances to Agricultural & SME Sectors	0.25 %
Commercial and real estate loans	1.00 %
Commercial & real estate loans-residential housing	0.75 %
Other standard advances	0.40 %

For restructured accounts, provision is made in accordance with RBI guidelines which require diminution in the fair value of assets to be provided for at the time of restructuring and at each Balance sheet date thereafter. In respect of accounts restructured pursuant to the impact of COVID-19, provisions have been made as stipulated under the extant RBI guidelines on the subject.

d. The Bank vide RBI circulars FIDD. CO. Plan. BC. 23/04.09.01/2015-16 (as amended from time to time) trades in priority sector portfolio by selling or buying PSCL. In the case of a sale transaction, the Bank sells the fulfillment of priority sector obligation and in the case of a purchase transaction the Bank buys the fulfillment of priority sector obligation through RBI trading platform. There is no transfer of risks or loan assets in these transactions. The fee paid for purchase of the PSCL is treated as an 'Expense' and the fee received from the sale of PSCLs is treated as 'Other Income'.

4. Cash Flow Statement (AS - 3):

The cash flows are reported using the indirect method whereby profit before tax is adjusted for effects of transactions of non-cash nature, deferrals or accruals of past or future cash receipts or payments and items of income or expenses associated with investing or financing cash flows.

5. Revenue Recognition (AS - 9):

a. Income from advances -

(i) Standard Assets: As per RBI directives, in respect of accounts classified as Standard, interest and other income is recognized on accrual basis.

(ii) Non-Performing Assets: Income from Non-Performing Assets (NPAs) is recognized on realization. Recoveries in case of NPAs, which are with the branches, are appropriated towards interest outstanding and then principal. In case of NPAs with the Recovery Department, the recoveries are first appropriated towards principal outstanding and then towards interest income. During the year, the Bank has revised its loan recovery appropriation method due to implementation of new CBS, wherein the appropriation of recovery made in advances at branches towards interest and principal is changed. Accordingly, effective 27th January, 2025, recovery in advances is appropriated in horizontal way i.e. towards oldest installment first and within installment, interest is recovered first. However, this method is not extended to recoveries in NPAs of the erstwhile Citizen Co-operative Bank Limited.

b. Income from Investments - Interest income from investments is recognized on accrual basis considering the face value of investment and the rate applicable. Discount on T-Bills and other discounted instruments are recognized on a straight line basis over the period to maturity. Trading Profits/Losses on securities are recognised on a trade-date basis. Income from Mutual Fund is recognized as income in the year in which the redemption takes place.

c. Income from Information Technology services -

Income from sale of customized software is recognized as and when the license is granted to the counter parties.

d. Commission on sale of life insurance and mutual fund products by the Bank is recognized as and when the products are sold.

e. All other Income is recognised on accrual basis unless specified otherwise. The commission on Letters of Credit / Guarantees, Locker rent is recognised as income in the year in which it is received. Dividends on shares of co-operative and other institutions is recognised as income when the right to receive the dividend is established.

6. Property, Plant & Equipment & Intangible Assets:

a. Fixed Assets including intangible assets are carried at historical cost less amortization / depreciation accumulated thereon. Cost comprises of purchase price, including non-refundable taxes and any directly attributable cost of bringing the asset to its working condition for intended use. Any trade discount and rebates are deducted in arriving at the purchase price.

b. Gains or Losses arising from de-recognition of fixed assets are measured as difference between the net proceeds on disposal and carrying amount of the assets and are recognized in the Profit and Loss account when the asset is derecognized.

c. Impairment: The Carrying amounts of assets are reviewed at each balance sheet date for any indication of impairment based on internal/external factors. An impairment loss is recognized wherever the carrying amount of an asset exceeds its recoverable amount. The recoverable amount is the greater of the asset's net selling price and value in use.

7. Depreciation on Fixed Assets:

a. The depreciation on fixed assets is calculated on the basis of methods and rates as mentioned below:

Particulars	Method of Depreciation	Rate of Depreciation
Furniture and Fixture	Written Down Value	15 %
Furniture and Fixture (safe deposit vault)	Written Down Value	25 %
Plant and Machinery	Written Down Value	25 %
Electrical Fittings	Written Down Value	15 %
Assets taken on Finance Lease	Amortised over the Lease Term	
Office Premises	Written Down Value	10 %
Capital Expenditure on Rented Premises	Written Down Value	10 %
Office Equipment	Written Down Value	25 %
Vehicles	Straight Line	30 %
Computers & Peripherals (including computer software)	Straight Line	33.33%

b. The depreciation on assets acquired prior to October 1st, is provided for the whole year otherwise the same are depreciated at 50% of the normal rates except depreciation on vehicles which is provided for full year in the year of acquisition, irrespective of date of acquisition.

c. No depreciation is provided on assets sold during the year to third parties. In respect of assets sold to employees, depreciation as per stipulated rates is provided.

8. Foreign Exchange Transactions:

a. Transactions denominated in foreign currency are accounted for at the rates prevailing on the date of the transaction.

b. Monetary foreign currency assets and liabilities reflected in the Balance sheet are translated at the closing spot rate of exchange announced by Foreign Exchange Dealers Association of India (FEDAI) relevant to the Balance sheet date. The Profit/Loss due to revaluation are recognized in the Profit and Loss account.

c. The Outstanding spot and forward contracts are

revalued at the spot and forward rates respectively as notified by FEDAI on the reporting date. The resulting Profit /Loss is included in Profit and Loss account.

d. Contingent liabilities on account of foreign exchange contracts, guarantees, acceptances, endorsements and other obligations denominated in foreign currencies are disclosed at closing spot rate of exchange notified by FEDAI relevant to the balance sheet date.

e. Unhedged foreign currency exposure :- The Bank reviews unhedged exposure of borrowers on a monthly basis. The Bank has put in place a Mark-To-Market system to monitor and review such position on a monthly basis.

9. Investments:

a. Investments are classified into "Held for Trading" (HFT), "Available for Sale" (AFS), and "Held to Maturity" (HTM) categories in accordance with the Reserve Bank of India (RBI) guidelines on Classification and Valuation of Investments for Primary (Urban) Co-operative Banks.

b. For the purpose of disclosure in the Balance Sheet, Investments have been classified under following groups as - Government Securities, Other approved securities, Shares, Bonds of PSU and Others (Non-convertible debentures, Mutual Funds and Security Receipts).

c. Investments under HTM category are carried at acquisition cost. The premium paid, if any, on the investments under this category is amortized over the residual life of the security as per guidelines of RBI and Policy adopted by Bank.

d. Transfers from/to HTM category are done once in a year at the beginning of the year, at acquisition cost or book value or market value on the date of transfer, whichever is lower and scrip-wise depreciation, if any, is debited to Profit and Loss account and appreciation, if any, is ignored.

e. Investments under HFT and AFS category are valued scrip-wise at lower of Cost or Market Value. Net depreciation, if any, under each classification is provided for. Net appreciation, if any, is ignored.

f. In case of shares, bonds & other investments, the scrip-wise appreciation is ignored. Market value of government securities (excluding treasury bills) is determined on the basis of the prices periodically declared by FIMMDA/FBIL. In case of unquoted government securities, market price or fair value is determined as per the rates published by FIMMDA/FBIL. Net appreciation / depreciation are aggregated for each class of securities and net depreciation in aggregate for each category, if any, is charged to Profit and Loss account. Net appreciation, if any, is ignored. Market values of mutual funds are determined on the basis of NAV as on 31st March declared as per guidelines issued by AMFI.

g. The securities sold and purchased under Repo/Reverse Repo are accounted based on guidelines issued by Reserve Bank of India. Securities are transferred as in the case of normal outright sale/purchase transactions and such movement of securities is reflected using the Repo/ Reverse Repo Accounts and contra entries. The above entries are reversed on the date of maturity. Costs and revenue are accounted as interest expenditure/ income, as the case may be.

h. Investments in Security Receipts (SRs) issued by Asset Reconstruction Companies (ARCs) are valued at cost till the expiry of 6 months from the date of acquisition thereof. Thereafter these are valued on the basis of NAV declared by the ARCs from time to time and any depreciation thereon is recognized in the Profit and Loss account. Appreciation if any in the rating of the SRs over the original face value is ignored. Provisioning for SRs is subjected to the guidelines issued by Reserve Bank of India on Transfer of Loan Exposure vide Circular no. RBI/DOR/ 2021-22/86 DOR.STR.REC.51/21.04.048/ 2021-22 dated 24.09.2021 as amended from time to time.

i. Broken period interest on investments is treated as a revenue item. Brokerage, commission, stamp duty etc. pertaining to investments paid at the time of acquisition, being nominal amounts, are charged to revenue.

10. Accounting for Amalgamation (AS- 14):

Accounting for Amalgamation in case of amalgamated Bank with Bank is carried as per the scheme dated July 15, 2024 and approved by the RBI on February 03, 2025 and is in accordance with AS 14 'Accounting for Amalgamation' issued by ICAI.

11. Employee Benefits (AS- 15):

a. The retirement benefits in the form of provident fund are a defined contribution scheme. The contributions to the provident fund are charged to Profit and Loss account for the year when the contributions are due.

b. Encashment of accumulated leaves is a defined benefit plan. The Bank measures the expected cost of such absences as an additional amount that it expects to pay as a result of the unused entitlement that has accumulated at the Balance sheet date. Such compensated absences are provided for based on the actuarial valuation at the year-end. The Bank maintains fund under trust deed with Life Insurance Corporation of India (LIC) and obtained a Unit Linked Insurance policy from HDFC for encashment of absences to employees. The shortfall, if any, between the present value of the benefit obligation and the fair value of plan assets as on 31st March is paid / provided for and recognized as expense in the Profit and Loss account.

c. The Bank operates defined benefit plan for its employees, viz. gratuity liability. The cost of providing benefits under these plans is determined on the basis of actuarial valuation at each year-end. The Bank has obtained a Unit Linked Insurance policy from HDFC and maintaining fund under trust deed with Life Insurance Corporation of India (LIC) for gratuity payments to employees. The shortfall, if any, between the present value of the benefit obligation and the fair value of plan assets as on 31st March is paid / provided for and recognized as expense in the Profit and Loss account.

d. Ex-Gratia is appropriated out of net profit in accordance with the Multi-State Co-operative Societies Act, 2002.

12. Segment Reporting (AS - 17):

- a. The disclosure relating to segment information is made in accordance with AS-17 - Segment Reporting and relevant guidelines issued by the RBI.
- b. The Bank's operating businesses are organized and managed separately according to the nature of the services provided, with each segment representing a different business unit.
- c. Income and expenses in relation to the segments are categorized based on the items that are individually identifiable to the segments.
- d. Deposits, interest paid/payable on deposits, Borrowings and interest paid/payable on borrowings are allocated in the ratio of average investments to average advances in the segments Treasury, Corporate/Wholesale Banking, Retail Banking and Other Banking operations, Forex, respectively.
- e. Unallocated expenses include general corporate income and expense items which are not allocated and specifically identified to any business segment.
- f. Assets and liabilities that cannot be allocated to specifically identifiable segments are grouped under unallocated assets and liabilities.

13. Lease Payment (AS - 19):

- a. Assets acquired under finance lease- At the inception of Finance Lease, the Leased asset and liability for the future lease payments is recognized at an amount equal to the fair value or the present value of the minimum lease payments whichever is less.
- b. Operating lease payments are recognized as an expense in the Profit and Loss account on a straight line basis over the lease term.

14. Earnings Per Share (AS - 20):

- a. Earnings per share are calculated by dividing the net profit for the period after tax attributable to shareholders (before appropriation) by the weighted average number of shares outstanding during the period.

- b. The weighted average number of shares outstanding during the period are calculated by aggregating the shares outstanding at the beginning of the period adjusted by the number of shares surrendered / forfeited or issued during the period multiplied by the time-weighting factor, which is the number of days for which the shares are outstanding as a proportion of total number of days during the year.

15. Taxes on Income (AS - 22):

- a. Tax expense comprises of current and deferred tax. Current tax is determined and provided on the basis of estimated taxable income for the year arrived at as per the provisions of Income Tax Act, 1961 and applicable Income Computation and Disclosure Standards (ICDS) issued by Central Board of Direct Taxes (CBDT).
- b. Deferred income tax reflects the impact of timing differences between taxable income and accounting income originating during the current year and reversal of timing differences for earlier year. Deferred tax is measured using tax rates and tax laws enacted or substantively enacted at reporting date. Deferred tax assets are recognized for only to the extent that there is reasonable certainty that sufficient future taxable income will be available against which such deferred tax assets can be realized.
- c. Deferred Tax Assets/Liabilities are reassessed at each reporting date, based upon management's judgement as to whether the realization is reasonably certain.

16. Provisions, Contingent Liabilities and Contingent Assets (AS - 29):

- a. A provision is recognised when the Bank has a present obligation as result of past events and it is probable that an outflow of resources will be required to settle the obligation, in respect of which a reliable estimate can be made. Provisions are not discounted to their present value and are determined based on best estimate required to settle the obligation at the Balance sheet date. These are reviewed at each Balance sheet date and adjusted to reflect the current best estimates.

b. Contingent Assets are not recognised in the financial statements. Contingent Liabilities are disclosed when there is a possible obligation arising from a past event, the existence of which will be confirmed by occurrence or non-occurrence of one or more uncertain future events not within the control of the Bank or any present obligation arising from past event which is not recognized since it is not probable that an outflow of resources will be required to settle the obligation or a reliable estimate of the amount of such obligation cannot be made.

17. Deposits for Utilities:

Deposits for services like telephone, electricity etc. paid to concerned authorities are charged off as expenditure in the year in which the relevant service connection is installed.

II. Notes to financial statements:

A. Appropriation of Profit:

The Bank has given effect for following appropriation of profits for the year ended 31st March, 2025 in the financial statements, subject to approval of the shareholders at the AGM.

Statement of Appropriations

Particulars	Amount (₹ in crore)
Profit as per last Balance Sheet	217.56
Less: Dividend paid for F.Y. 2023-24	(15.96)
Less: Transferred to Bad & Doubtful Debt Provision	(74.57)
Add: BDD Reserve (Note 1)	253.90
Add: Net profit as per Profit & Loss	185.38
Total Profit available for appropriation	566.31
Appropriations from Net Profit for F.Y. 2024-25	
Statutory Reserve Fund	46.35
Investment Fluctuation Reserve	5.00
Charitable Fund	1.85
Co-operative Education Fund	1.85
Rehabilitation, Reconstruction & Development Fund	1.00
Contingency Reserve	18.54
Ex-gratia to Employees	16.50
Special Reserve	3.50
Balance carried to Balance Sheet	471.72
Total	566.31

Note

1) RBI vide Circular No. 2024-25/58 DOR.CAP.REC.No. 27/09.18.201/2024-25 dated 02.08.2024 has given guidelines regarding Prudential Treatment of Bad and Doubtful Debt Reserve by Co-operative Banks. As per paragraph 3c (iii) of the circular, to the extent the balances in BDDR are not required as per applicable statute, the same can also be transferred to General Reserves / Balance in P&L Account below the line. Accordingly, Bank has transferred the balance of ₹ 253.90 crore in the BDD Reserve as on 31st March, 2024 which is not required as per the statute to Profit & Loss Appropriation account, subject to approval of shareholders at the AGM.

2) In terms of provisions of AS-4 issued by ICAI, effective from the accounting period commencing on 01.04.2017 onwards, dividend which is subject to approval by the shareholders at the Annual General Meeting has not been included as a liability in these financial statements. Accordingly, the Bank has not reflected the proposed dividend to shareholders as a liability for the financial year 2024-25 but the said amount is retained in the Profit and Loss account. (Previous year dividend paid ₹ 15.95 crore).

B. Change in Accounting Policy:

a) Hitherto Bank has been following LIFO (Last-in, First Out) method for valuation of Investment Portfolios (HTM/ AFS/HFT) of the Bank. From the current year, Bank has changed the method of valuation of Investment portfolios to Weighted Average Price (WAP). The Bank has also changed the amortization method by considering number of days to maturity instead of extant practice of remaining years to maturity for computing amortization of premium. This change in accounting policy has resulted in lower debit to Profit & Loss Account by ₹ 1.11 crore.

b) During the Financial Year, the Bank has revised its loan recovery appropriation method due to implementation of new CBS. Hitherto, for NPA accounts at branch level, whenever an amount is recovered, it was appropriated towards total overdue interest and then towards principal. The Bank has now adopted horizontal appropriation



method for recovery in advances at branch level. In case of recovery, it will be appropriated towards oldest installment first and within the installment, Interest will be serviced first. However, the impact of this change in credit policy is not quantifiable.

C. Amalgamation:

a) With effect from 10th February, 2025 'The Citizen Co-operative Bank Limited' amalgamated with the Bank. Sanction was received from Reserve Bank of India (RBI) on 3rd February, 2025. The Scheme of amalgamation is framed pursuant to RBI Master Direction RBI/DOR/2020-21/75 Master Direction DOR.MAM. No.49/09.16.901/2020-21 dated March 23, 2021 on Amalgamation of Urban. Co-operative Banks Directions, 2020.

b) The accounting of amalgamation has been made as per purchase method as per the guidelines contained in Accounting Standard AS 14 - Accounting for amalgamations issued by The Institute of Chartered Accountants of India and in accordance with RBI guidelines.

c) From the operative date of amalgamation, the properties/assets, liabilities, and rights of 'The Citizen Co-operative Bank Limited' are transferred to and vested in the Bank as per the Scheme and thereby 'The Citizen Co-operative Bank Limited' is dissolved and ceased to function in terms of the provisions of sub-section (6-A) of Section 44A read with Section 56 of the Banking Regulation Act, 1949. The assets and liabilities of 'The Citizen Co-operative Bank Limited' are transferred in the books of the Bank, amounting to ₹ 2.83 crore as per the guidelines contained in Accounting Standard AS 14 applicable in case of merger/ amalgamation.

d) The net worth of the 'The Citizen Co-operative Bank Limited' calculated as of the day prior to the operative day was positive, but less than the face value of the share capital.

e) The Share Capital of the erstwhile shareholders of 'The Citizen Co-operative Bank Limited' is kept distinct under payable to Shareholders Account. The Share Capital

will be paid on prorata basis to the shareholders of the 'The Citizen Co-operative Bank Limited' amounting to ₹ 2.83 crore.

f) As per scheme of amalgamation, the shareholders of 'The Citizen Co-operative Bank Limited' will be paid the amount of corpus within the period of 3 months from the date of amalgamation and in case of shareholders who are also borrowers within 6 months from closure of loan. Till 31st March 2025, the Bank has paid ₹ 0.06 crore to the shareholders of 'The Citizen Co-operative Bank Limited'.

D. Employee Benefits:

Salaries and Allowances include an amount of ₹ 10.14 crore (Previous year ₹ 8.74 crore) contributed by the Bank on account of contribution towards Provident Fund. Actuarial assessment of Gratuity & Leave encashment liability is as under;



(₹ in crore)

Particulars	Gratuity		Leave Encashment	
	31.03.2025	31.03.2024	31.03.2025	31.03.2024
Assumptions				
Discount Rate	6.99%	7.24%	6.99%	7.24%
Rate of increase in compensation	3.00%	2.50%	3.00%	2.50%
Changes in present value of obligations				
Present Value of Obligation at the beginning of the period	38.84	36.52	16.82	13.92
Interest Cost	2.81	2.77	1.22	1.06
Current Service Cost	1.92	1.78	3.01	2.97
Liability Transferred in / Acquisition	1.52	-	0.14	-
Benefits paid	(6.88)	(5.25)	(7.51)	(5.22)
Actuarial (gain)/loss on obligation	9.31	3.02	6.59	4.09
Present Value of Obligation at the end of the period	47.52	38.84	20.27	16.82
Changes in fair value of plan assets				
Fair Value of Plan assets at the beginning of the period	41.86	39.10	15.08	16.90
Adjustment to opening plan assets	-	-	-	-
Assets Transferred in / Acquisition	2.42	-	0.10	-
Expected Return on plan asset	3.03	2.97	1.09	1.28
Contributions	8.10	6.10	-	2.60
Benefits Paid	(6.88)	(5.25)	(7.51)	(5.22)
Actuarial gain / (loss) on plan assets	(0.97)	(1.06)	0.01	(0.48)
Fair value of Plan assets at the end of the period	47.56	41.86	8.77	15.08
Expense recognized in the statement of P & L A/c				
Current Service Cost	1.92	1.78	3.01	2.97
Interest paid	2.81	2.77	1.22	1.06
Expected Return on Plan Assets	(3.03)	(2.97)	(1.09)	(1.28)
Net Actuarial (gain) / loss recognized for the period (Including adjustment as per actuary)	10.28	4.08	6.58	4.57
Expenses recognized in the statement of P & L A/c	11.98	5.66	9.72	7.32
Movements in the Liability recognized in Balance Sheet				
Opening Net Liability	(3.02)	(2.58)	1.74	(2.98)
Adjustment to Opening Fair Value of Plan Assets	-	-	-	-
Net Liability / (Asset) Transfer In	(0.90)	-	0.04	-
Expenses as above	11.98	5.66	9.72	7.32
Contribution paid	(8.10)	(6.10)	-	(2.60)
Closing Net Liability	(0.04)	(3.02)	11.50	1.74



(₹ in crore)

Particulars	Gratuity				
	31.03.2025	31.03.2024	31.03.2023	31.03.2022	31.03.2021
Defined benefit obligations	47.52	38.84	36.52	31.38	30.29
Plan Assets	47.56	41.86	39.10	34.48	32.45
Surplus / (Deficit)	0.04	3.02	2.58	3.10	2.16

(₹ in crore)

Particulars	Leave Encashment				
	31.03.2025	31.03.2024	31.03.2023	31.03.2022	31.03.2021
Defined benefit obligations	20.27	16.82	13.92	13.94	13.91
Plan Assets	8.77	15.08	16.90	16.56	14.15
Surplus / (Deficit)	(11.50)	(1.74)	2.98	2.62	0.24

E. Segment Reporting as at 31.03.2025 :

a. Business Segments:

(₹ in crore)

Particulars	Forex	Treasury	Wholesale Banking	Retail Banking	Other Banking Operations	Total
Segment Revenue	18.32	572.18	305.65	439.76	60.22	1396.13
	(19.00)	(545.65)	(302.89)	(402.66)	(59.27)	(1329.47)
Segment Result	10.45	191.79	23.49	61.63	17.13	304.49
	(11.29)	(180.90)	(42.52)	(87.25)	(21.37)	(343.33)
Unallocated Expenses						70.75
						(61.01)
Operating Profit						233.74
						(282.32)
Income Tax (including Deferred Tax)						48.36
						(65.96)
Net Profit						185.38
						(216.36)
Other Information:						
Segment Assets	624.65	8084.69	3455.42	5114.80	822.33	18101.89
	(743.55)	(7728.70)	(3640.88)	(4414.87)	(867.43)	(17395.43)
Unallocated Assets						65.43
						(44.56)
Total Assets						18167.32
						(17439.99)
Segment Liabilities	522.42	7841.19	3507.36	4670.43	144.34	16685.74
	(589.73)	(7550.13)	(3609.31)	(4234.72)	(154.14)	(16138.03)
Unallocated Liabilities						1481.58
						(1301.96)
Total Liabilities						18167.32
						(17439.99)

b. The Bank operates as a single unit in India, hence separate information regarding geographical segment is not given.

c. The previous year's figures are indicated in brackets.

F. Related party disclosure:

The Bank is Co-operative society under the Multi-state Co-operative Societies Act, 2002 and there are no Related parties requiring a disclosure under the Accounting Standard-18, issued by ICAI, other than Key Management personnel, viz. Mrs. Subbalakshmi M. Shirali, upto 31.08.2024 and Mr. Nikhil Arekar from 01.09.2024, the Managing Director and Chief Executive Officer (MD & CEO) of the Bank for F.Y. 2024-25.

G. Lease rent payable:

The breakup of future lease payables as required by AS-19 is given as under:

(₹ in crore)

Particulars	2024-25	2023-24
Future lease rental payable as at the end of the year:		
- Not later than one year	27.04	27.01
- Later than one year and not later than five years	102.49	79.59
- Later than five years	41.05	49.22
Total of minimum lease payments recognized in the Profit and Loss Account for the year	30.02	27.27
Total of future minimum lease sub-lease payment expected to be received under non-cancellable sub-lease	NA	NA
Sub-lease payments recognized in the Profit and Loss Account for the year	NA	NA

H. Earnings Per Share :

Particulars	2024-25	2023-24
Net Profit after Tax attributable to shareholders (before appropriations) (₹ in crore)	185.38	216.36
Weighted Average no. of shares outstanding during the period (in crore)	2.13	2.16
Basic and Diluted Earnings Per Share (₹)	87.11	100.35
Nominal Value per Share (₹)	50/-	50/-

I. Deferred Tax Assets / Liabilities:

The Deferred tax assets/liabilities as at 31st March, 2025 and break-up of its components are as follows: (₹ in crore)

Particulars	Deferred tax Asset / (Liability) as at 31 st March 2024	Addition / (Reversal) during the year	Deferred tax Asset / (Liability) as at 31 st March 2025
Depreciation	2.89	(0.14)	2.75
Special Reserve	(10.68)	(0.88)	(11.56)
Salary leave encashment & gratuity	0.83	3.42	4.25
Provision for Std. Assets	7.13	-	7.13
Provision for Advances (COVID)	0.18	-	0.18
Lease Rent payable (Rent)	2.50	(0.06)	2.44
Provision for Bad & Doubtful Debt	2.67	-	2.67
Miscellaneous Assets	0.10	-	0.10
Provision for assets sold to ARC	12.09	-	12.09
VRS Compensation	-	0.08	0.08
Net Deferred Tax Asset	17.71	2.42	20.13

J. Intangible Assets:

The fixed asset block for "Computer Peripherals" includes Computer Software, the details of which are as follows:

(₹ in crore)

Particulars	2024-25	2023-24
Gross Block at the beginning of the year	21.84	20.21
Add : Additions during the year	53.74	1.81
Less : Write off / Sale	-	0.18
Gross Block at the end of the year	75.58	21.84
Amortisation at the beginning of the year	19.63	16.67
Add : Additions during the year	10.86	3.14
Less : Write off / Sale	-	0.18
Amortisation at the end of the year	30.49	19.63
Net Closing Balance	45.09	2.21

K. Impairment of Assets:

There is no indication of any material impairment of any of assets in the opinion of the Bank and as such no provision under Accounting Standard - 28 issued by ICAI is required.

L. Movement in Provisions (AS - 29):

The following information is furnished w.r.t. provisions as required by AS-29.

(₹ in crore)

Nature of provisions	Opening Balance on 01.04.2024	Addition	Reversal / Utilisation	Closing Balance on 31.03.2025
Leave Bank scheme	1.08	0.48	0.10	1.46
Misc. Assets	44.91	-	-	44.91

M. Provision for assets sold to ARC:

As mentioned in RBI Master Direction on Transfer of Loan Exposure vide Circular no. RBI/DOR/2021-22/86 DOR. STR.REC.51/21.04.048/2021-22 dated 24.09.2021 as amended, adequate provision for assets sold to ARC has been made. However, as a prudent measure the Bank has made full provision on the assets sold to ARC. Further, there are no assets sold to ARC during the current year.

N. Contingent Liabilities:

a. All letters of credit/guarantees are sanctioned to customers with approved credit limits in place. The liability thereon is dependent on terms of contractual obligations, devolvement, raising demand by concerned parties and the amount being called up. These amounts are collateralized by margins, counter-guarantees and secured charges. The quantum of Contingent liabilities in respect of Bank Guarantees, Letters of Credit, Forward Contracts etc. (as per Schedule M of the Balance sheet) are as under:

(₹ in crore)

Particulars	At the rate on the date of transaction (F.Y. 2024-25)	At the closing rate as on 31 st March 2025	At the rate on the date of transaction (F.Y. 2023-24)	At the closing rate as on 31 st March 2024
Bank Guarantees	225.57	225.49	192.36	192.37
Letters of Credit	119.76	121.10	93.09	94.24
Forward Exchange Contracts Purchase/Sale*	148.17	148.16	163.28	163.28
Total	493.50	494.75	448.73	449.89

* Forward Exchange contracts purchase/sale are revalued automatically in system on monthly basis.

b. Details of amount transferred to The Depositor Education Awareness Fund (DEAF):

The following is the movement in amount transferred to the Fund.

(₹ in crore)

Particulars	2024-25	2023-24
Opening balance of amounts transferred to DEAF	36.36	34.98
Add: Amounts transferred to DEAF during the year	5.22	4.62
Add: Amounts of merged bank in DEAF account	1.13	-
Less: Amounts reimbursed by DEAF towards claims*	1.57	3.24
Closing balance of amounts transferred to DEAF	41.14	36.36

*An amount of ₹ 0.10 crore (P.Y. ₹ 0.15 crore) has already been paid to the eligible depositors and claims have been lodged with the RBI.

c. Claims against Bank not acknowledged as debts:

This includes liability on account of Income Tax, Service Tax, Goods and Service Tax and other legal cases filed against the Bank. The Bank is a party to various legal proceedings in the normal course of business and has preferred appeals with the appropriate appellate authorities. These are categorized as follows:

(₹ in crore)

Sr. No.	Particulars	2024-25	2023-24
1	Income Tax	5.95	4.97
2	Service Tax	2.50	2.50
3	Goods and Service Tax	-	0.11
4	Legal cases	2.21	2.21

O. Capital Commitments:

Estimated amount of contracts remaining to be executed as on 31st March, 2025 is ₹ 2.43 crore (Previous year ₹ 16.59 crore).

P. Information under MSME (Development) Act, 2006:

Bank as a process obtains information from suppliers/ service providers covered under Micro, Small, Medium Enterprises Development Act, 2006, regarding filing of necessary memorandum with the appropriate authority. Accordingly, no delay has been noted and no interest is payable under the said Act.

Q. Disclosure as per RBI master direction DOR.ACC. REC. NO. 45 / 21.04.018 / 2021 - 22 dated 30.08.2021 as amended.

1. Regulatory Capital:-

a) Composition of Regulatory capital

(₹ in crore)

Sr. No.	Particulars	2024-25	2023-24
i)	Paid up share capital and reserves (net of deductions, if any)	1369.44	1261.59
ii)	Other Tier 1 capital	0.00	0.00
iii)	Tier 1 capital (i + ii)	1369.44	1261.59
iv)	Tier 2 capital	187.77	183.92
v)	Total capital (Tier 1+Tier 2)	1557.21	1445.51
vi)	Total Risk Weighted Assets (RWAs)	8907.94	8226.27
vii)	Paid-up share capital and reserves as percentage of RWAs	15.37	15.34
viii)	Tier 1 Ratio (Tier 1 capital as a percentage of RWAs)	15.37	15.34
ix)	Tier 2 Ratio (Tier 2 capital as a percentage of RWAs)	2.11	2.23
x)	Capital to Risk Weighted Assets Ratio (CRAR) (Total capital as a percentage of RWAs)	17.48	17.57
xi)	Amount of paid-up equity capital raised during the year	(1.47)	(1.72)
xii)	Amount of non-equity Tier 1 capital raised during the year	Nil	Nil
xiii)	Amount of Tier 2 capital raised during the year	Nil	Nil

b) Draw down from Reserves

i) Surplus in Profit & Loss account and General Reserve:

Bank has created provision for BDD of ₹ 227.41 crore by appropriating from General Reserve and surplus in Profit & Loss account as per guidelines issued by RBI vide Circular No.2024-25/58 DOR.CAP.REC.No.27/09.18.201/2024-25 dated 02.08.2024 regarding Prudential Treatment of Bad and Doubtful Debt Reserve by Co-operative Banks. The said provision made will be recognised under the 'Other Liabilities and Provision'.

ii) Bad and Doubtful Debt Reserve:

RBI vide Circular No. 2024-25/58 DOR.CAP.REC.No. 27/09.18.201/2024-25 dated 02.08.2024 'Prudential Treatment of Bad and Doubtful Debt Reserve' has given guidelines to transfer the balances in BDDR to the extent not required as per the statute to General Reserves/Balance in P&L Account below the line. Accordingly, the balance in BDD Reserve of ₹ 253.90 crore as on 31st March 2024 is transferred to Profit & Loss Appropriation account, subject to approval of shareholders at the AGM.



2. Asset Liability Management:

Maturity pattern of certain items of assets and liabilities:

i) As on 31st March, 2025

(₹ in crore)

Maturity Buckets	Upto 01 day	02 to 07 days	08 to 14 days	15 to 30 days	31 days & upto 2 months	Over 2 months & upto 3 months	Over 3 months & upto 6 months	Over 6 months & upto 1 year	Over 1 year & upto 3 years	Over 3 years & upto 5 years	Over 5 years	Total
Deposits	124.73	146.26	115.07	162.65	251.35	501.03	803.23	1508.85	4953.34	6234.55	19.86	14820.92
Loans & advances	192.31	19.64	20.41	84.46	169.41	254.65	726.30	2331.10	1513.41	916.28	1929.40	8157.37
Investments	146.23	231.40	8.55	429.31	64.88	132.81	887.82	1188.98	1614.31	749.58	2299.82	7753.69
Borrowings	0.00	161.31	0.00	0.00	0.00	0.00	0.00	0.00	0.00	0.00	0.00	161.31
Foreign Currency Assets	2.96	1.03	1.34	6.02	21.01	7.91	34.94	23.60	0.00	0.00	0.00	98.81
Foreign Currency Liabilities	16.51	0.00	0.00	0.51	1.19	0.87	1.08	2.65	4.33	0.58	0.00	27.72

ii) As on 31st March, 2024

(₹ in crore)

Maturity Buckets	Upto 01 day	02 to 07 days	08 to 14 days	15 to 30 days	31 days & upto 2 months	Over 2 months & upto 3 months	Over 3 months & upto 6 months	Over 6 months & upto 1 year	Over 1 year & upto 3 years	Over 3 years & upto 5 years	Over 5 years	Total
Deposits	161.02	192.52	233.75	333.25	1008.50	366.77	890.33	1819.54	5920.31	3607.62	19.21	14552.82
Loans & advances	12.06	14.32	13.81	60.56	181.69	240.11	842.02	2372.25	1454.31	840.47	1704.06	7735.66
Investments	112.84	377.96	219.74	118.86	619.37	225.93	486.36	924.99	1184.72	866.03	2375.46	7512.26
Borrowings	0.00	0.00	0.00	0.00	0.00	0.00	0.00	0.00	0.00	0.00	0.00	0.00
Foreign Currency Assets	6.30	3.30	5.02	13.53	16.65	9.82	72.47	11.83	0.00	0.00	0.00	138.92
Foreign Currency Liabilities	26.06	0.00	0.00	0.05	0.79	0.05	0.37	0.27	6.84	0.62	0.00	35.05



3. Investments

a) Composition of Investment portfolio:

i) As on 31st March, 2025

	Investments in India							Investments outside India				Total Invest-ments
	Govern-ment Securities	Other Approved Securities	Shares	Deben-tures & Bonds	Subsidiaries and / or joint ventures	Others	Total Invest-ments in India	Government Securities (including local authorities)	Subsidiaries and / or joint ventures	Others	Total Invest-ments outside India	
Held to Maturity												
Gross	2290.85	-	-	-	-	-	2290.85	-	-	-	-	2290.85
Less: Provision for non-performing investments (NPI)	-	-	-	-	-	-	-	-	-	-	-	-
Net	2290.85	-	-	-	-	-	2290.85	-	-	-	-	2290.85
Available for Sale												
Gross	1738.76	-	9.28	745.68	-	88.15	2581.87	-	-	-	-	2581.87
Less: Provision for depreciation and NPI	0.50	-	0.03	-	-	-	0.53	-	-	-	-	0.53
Net	1738.26	-	9.25	745.68	-	88.15	2581.34	-	-	-	-	2581.34
Held for Trading												
Gross	-	-	-	-	-	-	-	-	-	-	-	-
Less: Provision for depreciation and NPI	-	-	-	-	-	-	-	-	-	-	-	-
Net	-	-	-	-	-	-	-	-	-	-	-	-
Total Investments	4029.61	-	9.28	745.68	-	88.15	4872.72	-	-	-	-	4872.72
Less: Provision for non-performing investments	-	-	-	-	-	-	-	-	-	-	-	-
Less: Provision for depreciation and NPI	0.50	-	0.03	-	-	-	0.53	-	-	-	-	0.53
Net	4029.11	-	9.25	745.68	-	88.15	4872.19	-	-	-	-	4872.19

The estimated present value of one of the Security Receipt ('SR') has been reduced to 61% of the outstanding amount resulting in decrease of ₹ 24.50 crores. However, there is no impact on the financial statements as full provision has already been made against the said SR.

ii) As on 31st March, 2024

(₹ in crore)

	Investments in India							Investments outside India					Total Invest-ments
	Govern-ment Securities	Other Approved Securities	Shares	Deben-tures & Bonds	Subsidiaries and / or joint ventures	Others	Total Invest-ments in India	Government Securities (including local authorities)	Subsidiaries and / or joint ventures	Others	Total Invest-ments outside India		
Held to Maturity													
Gross	2454.79	-	-	-	-	-	2454.79	-	-	-	-	2454.79	
Less: Provision for non-performing investments (NPI)	-	-	-	-	-	-	-	-	-	-	-	-	
Net	2454.79	-	-	-	-	-	2454.79	-	-	-	-	2454.79	
Available for Sale													
Gross	1917.55	-	9.25	490.40	-	103.15	2520.35	-	-	-	-	2520.35	
Less: Provision for depreciation and NPI	-	-	-	2.50	-	-	2.50	-	-	-	-	2.50	
Net	1917.55	-	9.25	487.90	-	103.15	2517.85	-	-	-	-	2517.85	
Held for Trading													
Gross	-	-	-	-	-	-	-	-	-	-	-	-	
Less: Provision for depreciation and NPI	-	-	-	-	-	-	-	-	-	-	-	-	
Net	-	-	-	-	-	-	-	-	-	-	-	-	
Total Investments	4372.34	-	9.25	490.40	-	103.15	4975.14	-	-	-	-	4975.14	
Less: Provision for non-performing investments	-	-	-	-	-	-	-	-	-	-	-	-	
Less: Provision for depreciation and NPI	-	-	-	2.50	-	-	2.50	-	-	-	-	2.50	
Net	4372.34	-	9.25	487.90	-	103.15	4972.64	-	-	-	-	4972.64	

The estimated present value of one of the Security Receipt ('SR') has been reduced to 75% of the outstanding amount resulting in decrease of ₹ 15.71 crores. However, there is no impact on the financial statements as full provision has already been made against the said SR.



b) Movement of provision for depreciation and Investment Fluctuation Reserve: (₹ in crore)

Particulars	2024-25	2023-24
i) Movement of provisions held towards depreciation on investments		
a) Opening balance	2.50	3.50
b) Add: Provisions made during the year	0.83	-
c) Less: Write off / write back of excess provisions during the year	2.83	1.00
d) Closing balance	0.50	2.50
ii) Movement of Investment Fluctuation Reserve		
a) Opening balance	151.62	141.62
b) Add: Amount transferred during the year	5.00	10.00
c) Less: Drawdown	-	-
d) Closing balance	156.62	151.62
iii) Closing balance in IFR as a percentage of closing balance of investments in AFS and HFT/Current category	6.07%	6.02%

c) Non-SLR Investment Portfolio:

i) Non-Performing Non-SLR Investments: (₹ in crore)

Particulars	2024-25	2023-24
Opening balance	0.00	0.00
Additions during the year since 1 st April	0.03	0.00
Reductions during the above period	0.00	0.00
Closing balance	0.03	0.00
Total Provision held	0.03	0.00

ii) Issuer Composition of Non-SLR Investments:

(₹ in crore)

Sr. No.	Issuer	Amount		Extent of Private Placement		Extent of 'Below Investment Grade' Securities		Extent of 'Unrated' Securities		Extent of 'Unlisted' Securities	
1	2	3		4		5		6		7	
		2024-25	2023-24	2024-25	2023-24	2024-25	2023-24	2024-25	2023-24	2024-25	2023-24
a)	PSUs	-	-	-	-	-	-	-	-	-	-
b)	FIs	570.51	365.48	570.51	365.48	-	-	-	-	-	-
c)	Banks	45.00	70.00	45.00	70.00	-	-	-	-	-	-
d)	Private Corporates	130.17	54.92	130.17	54.92	-	-	-	-	-	-
e)	Subsidiaries / Joint Ventures	-	-	-	-	-	-	-	-	-	-
f)	Others	97.43	112.40	-	-	-	-	13.79	9.25	95.43	110.40
g)	Provision held towards depreciation	-	-	-	-	-	-	-	-	-	-
	Total	843.11	602.80	745.68	490.40	-	-	13.79	9.25	95.43	110.40



d) Repo transactions (in face value and market value terms)

i) As on 31st March, 2025:

(₹ in crore)

Particulars	Minimum outstanding during the year		Maximum outstanding during the year		Daily average outstanding during the year		Outstanding as on 31 st March, 2025	
	FV	MV	FV	MV	FV	MV	FV	MV
i) Securities sold under repo								
a) Government securities	4.92	5.00	250.99	243.80	36.14	35.50	162.94	161.45
b) Corporate debt securities	-	-	-	-	-	-	-	-
c) Any other securities	-	-	-	-	-	-	-	-
ii) Securities purchased under reverse repo								
a) Government securities	1.01	1.00	162.78	160.00	10.59	10.58	-	-
b) Corporate debt securities	-	-	-	-	-	-	-	-
c) Any other securities	-	-	-	-	-	-	-	-

ii) As on 31st March, 2024:

(₹ in crore)

Particulars	Minimum outstanding during the year		Maximum outstanding during the year		Daily average outstanding during the year		Outstanding as on 31 st March, 2024	
	FV	MV	FV	MV	FV	MV	FV	MV
i) Securities sold under repo								
a) Government securities	1.96	1.75	178.52	180.00	18.07	20.46	-	-
b) Corporate debt securities	-	-	-	-	-	-	-	-
c) Any other securities	-	-	-	-	-	-	-	-
ii) Securities purchased under reverse repo								
a) Government securities	3.97	4.00	275.95	280.00	38.44	40.62	50.80	50.00
b) Corporate debt securities	-	-	-	-	-	-	-	-
c) Any other securities	-	-	-	-	-	-	-	-



4. Asset Quality:

a) Classification of advances and provisions held:

i) As on 31st March, 2025:

(₹ in crore)

	Standard	Non-Performing				Total
	Total Standard Advances	Sub-standard	Doubtful	Loss	Total Non-Performing Advances	
Gross Standard Advances and NPAs						
Opening balance	7586.65	68.42	139.31	80.20	287.93	7874.58
Add: Additions during the year					70.74	-
Less: Reductions during the year					62.19	-
Closing balance	7959.70	59.12	206.47	30.89	296.48	8256.18
Reductions in Gross NPAs due to:						
i) Upgradation					8.85	-
ii) Recoveries (excluding recoveries from upgraded accounts)					53.34	-
iii) Technical/ Prudential Write-offs					0.00	-
iv) Write-offs other than those under (iii) above					0.00	-
Provisions (excluding Floating Provisions)						
Opening balance of provisions held	28.82	68.42	139.31	80.20	287.93	316.75
Add: Fresh provisions made during the year					11.03	-
Less: Excess provision reversed/ Write-off loans					2.48	-
Closing balance of provisions held	28.96	59.12	206.47	30.89	296.48	325.44
Net NPAs						
Opening balance		0.00	0.00	0.00	0.00	
Add: Fresh additions during the year					0.00	
Less: Reductions during the year					0.00	
Closing balance		0.00	0.00	0.00	0.00	0.00
Floating Provisions						
Opening balance						-
Add: Additional provisions made during the year						-
Less: Amount drawn down during the year						-
Closing balance of floating provisions						-
Technical write-offs and the recoveries made thereon						
Opening balance of Technical / Prudential written-off accounts						11.16
Add: Technical/Prudential write-offs during the year						-
Less: Recoveries made from previously technical / prudential written-off accounts during the year						0.10
Closing balance						11.06



ii) As on 31st March, 2024:

(₹ in crore)

	Standard	Non-Performing				Total
	Total Standard Advances	Sub-standard	Doubtful	Loss	Total Non-Performing Advances	
Gross Standard Advances and NPAs						
Opening balance	6923.40	75.67	117.15	95.27	288.09	7211.49
Add: Additions during the year					68.02	-
Less: Reductions during the year*					68.18	-
Closing balance	7586.65	68.42	139.31	80.20	287.93	7874.58
*Reductions in Gross NPAs due to:						
i) Upgradation					4.02	-
ii) Recoveries (excluding recoveries from upgraded accounts)					64.16	-
iii) Technical/ Prudential Write-offs					0.00	-
iv) Write-offs other than those under (iii) above					0.00	-
Provisions (excluding Floating Provisions)						
Opening balance of provisions held	24.77	78.07	120.86	98.28	297.21	321.98
Add: Fresh provisions made during the year					0.00	-
Less: Excess provision reversed/ Write-off loans					4.28	-
Closing balance of provisions held*	28.82	68.42	139.31	80.20	292.93	316.75
Net NPAs*						
Opening balance					0.00	
Add: Fresh additions during the year					0.00	
Less: Reductions during the year					0.00	
Closing balance					0.00	0.00
Floating Provisions						
Opening balance						-
Add: Additional provisions made during the year						-
Less: Amount drawn down during the year						-
Closing balance of floating provisions						-
Technical write-offs and the recoveries made thereon						
Opening balance of Technical / Prudential written-off accounts						11.22
Add: Technical/Prudential write-offs during the year						-
Less: Recoveries made from previously technical / prudential written-off accounts during the year						0.06
Closing balance						11.16

* ₹ 5.00 crore held in BDDR are not considered for calculation of net NPA.



Ratio (in percent)	2024-25	2023-24
Gross NPA to Gross Advances	3.59%	3.66%
Net NPA to Net Advances	0.00	0.00
Provision coverage ratio	100.00%	100.00%

b) Sector-wise Advances and Gross NPAs:

(₹ in crore)

Sr. No.	Sector	2024-25			2023-24		
		Out-standing Total Advances	Gross NPAs	Percentage of Gross NPAs to Total Advances in that sector	Out-standing Total Advances	Gross NPAs	Percentage of Gross NPAs to Total Advances in that sector
i)	Priority Sector						
	a) Agriculture and allied activities	8.05	0.19	2.36%	6.84	0.00	0.00%
	b) Advances to industries sector eligible as priority sector lending	2191.81	99.30	4.53%	2293.27	103.84	4.53%
	c) Services	1579.13	33.71	2.13%	1549.86	28.98	1.87%
	d) Personal loans	519.38	6.91	1.33%	442.28	6.36	1.44%
	Sub-total (i)	4298.37	140.11	3.26%	4292.25	139.18	3.24%
ii)	Non-priority Sector						
	a) Agriculture and allied activities	169.10	0.00	0.00%	267.35	0.15	0.06%
	b) Industry	461.09	17.87	3.88%	689.23	34.08	4.94%
	c) Services	129.44	19.24	14.86%	625.72	94.22	15.06%
	d) Personal loans	3198.18	119.26	3.73%	2000.03	20.30	1.01%
	Sub-total (ii)	3957.81	156.37	3.95%	3582.33	148.75	4.15%
	Total (i + ii)	8256.18	296.48	3.59%	7874.58	287.93	3.66%

c) Overseas Assets, NPAs and revenue:

Bank does not have overseas assets, NPA and Revenue during previous year and current year.



d) Details of accounts subjected to restructuring:

		Agriculture and allied activities		Corporates (excluding MSME)		Micro, Small and Medium Enterprises (MSME)		Retail (excluding agriculture and MSME)		Total	
		2024-25	2023-24	2024-25	2023-24	2024-25	2023-24	2024-25	2023-24	2024-25	2023-24
Standard	Number of borrowers	-	-	-	-	-	-	-	-	-	-
	Gross Amount (₹ crore)	-	-	-	-	-	-	-	-	-	-
	Provision held (₹ crore)	-	-	-	-	-	-	-	-	-	-
Sub- standard	Number of borrowers	-	-	-	-	-	-	-	-	-	-
	Gross Amount (₹ crore)	-	-	-	-	-	-	-	-	-	-
	Provision held (₹ crore)	-	-	-	-	-	-	-	-	-	-
Doubtful	Number of borrowers	-	-	-	-	2	2	-	-	2	2
	Gross Amount (₹ crore)	-	-	-	-	11.50	9.90	-	-	11.50	9.90
	Provision held (₹ crore)	-	-	-	-	6.63	5.80	-	-	6.63	5.80
Total	Number of borrowers	-	-	-	-	2	2	-	-	2	2
	Gross Amount (₹ crore)	-	-	-	-	11.50	9.90	-	-	11.50	9.90
	Provision held (₹ crore)	-	-	-	-	6.63	5.80	-	-	6.63	5.80

- Amount and number of accounts in respect of which restructuring applications received and under process, but the restructuring packages have not been approved as on 31.03.2025 - NIL (Previous year-NIL)

e) Divergence in asset classification and provisioning:

No divergences have been assessed by RBI with respect to Gross NPA, Net NPA and provisions for NPA. Hence, no disclosure on divergence in asset classification and provisioning for NPAs is required.

f) Disclosure of transfer of loan exposure:

Details of stressed loan (NPA) transferred during the year:

(₹ in crore)

	To ARCs		To permitted transferees		To other transferees (please specify)	
	2024-25	2023-24	2024-25	2023-24	2024-25	2023-24
No. of accounts (borrowers)	-	-	-	-	-	-
Aggregate principal outstanding of loans transferred	-	-	-	-	-	-
Weighted average residual tenor of the loans transferred	-	-	-	-	-	-
Net book value of loans transferred (at the time of transfer)	-	-	-	-	-	-
Aggregate consideration	-	-	-	-	-	-
Additional consideration realized in respect of accounts transferred in earlier years	-	-	-	-	-	-



g) **Fraud accounts:**

	2024-25	2023-24
Number of frauds reported	2	-
Amount involved in fraud (₹ crore)	0.71	-
Amount of provision made for such frauds (₹ crore)	0.71	-
Amount of Unamortised provision debited from 'other reserves' as at the end of the year (₹ crore)	-	-

h) **Disclosure under Resolution Framework for COVID-19-related Stress**

i) **For the half year ended 31st March, 2025**

(₹ in crore)

Type of borrower	Exposure to accounts classified as Standard consequent to implementation of resolution plan- Position as at 30 th Sept.2024 (A)	Of (A), aggregate debt that slipped into NPA during the half-year	Of (A), amount written off during the half-year	Of (A), amount paid by the borrowers during the half-year	Exposure to accounts classified as Standard consequent to implementation of resolution plan- Position as at 31 st March 2025
Personal Loans	0.67	-	-	0.27	0.43
Corporate persons	4.18	-	-	1.01	3.29
Of which MSMEs	4.18	-	-	1.01	3.29
Others	-	-	-	-	-
Total	4.85	-	-	1.28	3.72

ii) **For the half year ended 30th Sept., 2024**

(₹ in crore)

Type of borrower	Exposure to accounts classified as Standard consequent to implementation of resolution plan- Position as at 31 st March 2024 (A)	Of (A), aggregate debt that slipped into NPA during the half-year	Of (A), amount written off during the half-year	Of (A), amount paid by the borrowers during the half-year	Exposure to accounts classified as Standard consequent to implementation of resolution plan- Position as at 30 th Sept. 2024
Personal Loans	1.46	-	-	0.79	0.67
Corporate persons	4.55	-	-	0.37	4.18
Of which MSMEs	4.55	-	-	0.37	4.18
Others	-	-	-	-	-
Total	6.01	-	-	1.16	4.85



5. Exposures

a) Exposure to real estate sector

(₹ in crore)

Category	2024-25	2023-24
i. Direct exposure		
a) Residential Mortgages – Lending fully secured by mortgages on residential property that is or will be occupied by the borrower or that is rented. Individual housing loans eligible for inclusion in priority sector advances shall be shown separately. Exposure would also include non-fund based (NFB) limits		
1. Housing Non Priority	1254.19	1101.09
2. Housing CRE	136.51	110.19
Total	1390.70	1211.28
Housing Priority (shown separately as per point a)	490.92	409.40
b) Commercial Real Estate – Lending secured by mortgages on commercial real estate (office buildings, retail space, multipurpose commercial premises, multifamily residential buildings, multi tenanted commercial premises, industrial or warehouse space, hotels, land acquisition, development and construction, etc.). Exposure would also include non-fund based (NFB) limits;	239.77	254.37
c) Investments in Mortgage-Backed Securities (MBS) and other securitized exposures-		
i. Residential	-	-
ii. Commercial Real Estate	-	-
ii. Indirect Exposure		
Fund based and non-fund-based exposures on National Housing Bank and Housing Finance Companies.	89.99	59.92
Total Exposure to Real Estate Sector	2211.38	1934.97

b) Exposure to Capital Market : Nil (Previous year - Nil)

c) Risk category - wise country exposure:

(₹ in crore)

Risk category	Exposure (Net) as at 31 st March 2025	Provision held at 31 st March 2025	Exposure (Net) as at 31 st March 2024	Provision held at 31 st March 2024
Insignificant	27.34	-	92.95	-
Low	-	-	-	-
Moderately low	-	-	-	-
Moderate	-	-	-	-
Moderately high	-	-	-	-
High	-	-	-	-
Very high	-	-	-	-
Total	27.34	-	92.95	-

d) Unsecured Advances:

(₹ in crore)

Particulars	2024-25	2023-24
Total unsecured advances of the bank	207.43	170.91
Out of the above, amount of advances for which intangible securities such as charge over the rights, licenses, authority, etc. have been taken	-	-
Estimated value of such intangible securities	-	-



6. Concentration of deposits, advances, exposures and NPAs:

a) Concentration of Deposits:

(₹ in crore)

Particulars	2024-25	2023-24
Total deposits of the twenty largest depositors	812.08	885.67
Percentage of deposits of twenty largest depositors to total deposits of the bank	5.47%	6.07%

b) Concentration of Advances:

(₹ in crore)

Particulars	2024-25	2023-24
Total advances to the twenty largest borrowers	1192.32	1205.79
Percentage of advances to twenty largest borrowers to total advances of the bank	14.44%	15.31%

c) Concentration of Exposures:

(₹ in crore)

Particulars	2024-25	2023-24
Total exposure to the twenty largest borrowers/customers	1843.14	1662.72
Percentage of exposures to the twenty largest borrowers/customers to the total exposure of the bank on borrowers/customers	18.08%	17.70%

d) Concentration of NPAs:

(₹ in crore)

	2024-25	2023-24
Total Exposure to the top twenty NPA accounts	161.05	172.07
Percentage of exposures to the twenty largest NPA exposures to total Gross NPAs	54.32%	59.76%

7. Derivatives :

Bank has not entered into any transaction in derivatives in the current and previous financial years.

8. Transfer to Depositor Education and Awareness Fund (DEA Fund):

The details of amount transferred to the Depositor Education and Awareness Fund (DEA Fund) is disclosed in contingent liabilities.



9. Disclosure of Complaints:

a) Summary information on complaints received by the Bank from customers and from the Offices of Ombudsman

Sr. No.	Particulars	2024-25	2023-24
Complaints received by the bank from its customers			
1.	Number of complaints pending at beginning of the year	84	73
2.	Number of complaints received during the year	2123	2647
3.	Number of complaints disposed during the year	2122	2636
3.1	Of which, number of complaints rejected by the bank	1167	1139
4.	Number of complaints pending at the end of the year	85	84
Maintainable complaints received by the bank from Office of Ombudsman			
5.	Number of maintainable complaints received by the bank from Office of Ombudsman	111	94
5.1	Of 5, number of complaints resolved in favour of the bank by Office of Ombudsman	111	92
5.2	Of 5, number of complaints resolved through conciliation / mediation / advisories issued by Office of Ombudsman	0	2
5.3	Of 5, number of complaints resolved after passing of Awards by Office of Ombudsman against the bank	0	0
6.	Number of Awards unimplemented within the stipulated time (other than those appealed)	0	0
Note : Maintainable complaints refer to complaints on the grounds specifically mentioned in Integrated Ombudsman Scheme, 2021 (Previously Banking Ombudsman Scheme, 2006) and covered within the ambit of the Scheme.			

b) Top five grounds of complaints received by the Bank from customers:

Grounds of complaints, (i.e. complaints relating to)	Number of complaints pending at the beginning of the year	Number of complaints received during the year	% increase/ decrease in the number of complaints received over the previous year	Number of complaints pending at the end of the year	Of 5, number of complaints pending beyond 30 days
1	2	3	4	5	6
2024-25					
Ground-1 Internet / Mobile / Electronic Banking	72	1530	(18.09%)	78	0
Ground-2 ATM/Debit Cards	12	416	(43.78%)	7	0
Ground-3 Loans and advances	0	123	2975.00%	0	0
Ground-4 Account opening/difficulty in operation of accounts	0	6	(25.00%)	0	0
Ground-5 Levy of charges without prior notice / excessive charges / foreclosure charges	0	4	0.00%	0	0
Others	0	44	91.30%	0	0
Total	84	2123	(19.80%)	85	0

Grounds of complaints, (i.e. complaints relating to)	Number of complaints pending at the beginning of the year	Number of complaints received during the year	% increase/decrease in the number of complaints received over the previous year	Number of complaints pending at the end of the year	Of 5, number of complaints pending beyond 30 days
1	2	3	4	5	6
2023-24					
Ground-1 Internet / Mobile / Electronic Banking	64	1868	5.72%	72	0
Ground-2 ATM/Debit Cards	9	740	0.14%	12	0
Ground-3 Account opening/difficulty in operation of accounts	0	8	14.29%	0	0
Ground-4 Loans and advances	0	4	33.33%	0	0
Ground-5 Levy of charges without prior notice / excessive charges / foreclosure charges	0	4	(55.56%)	0	0
Others	0	23	15.00%	0	0
Total	73	2647	4.01%	84	0

10. Disclosure of penalties:

No penalty has been imposed by Reserve Bank of India during the year ended on 31st March, 2025 (Previous year - No penalty imposed).

11. Other Disclosures:-

a) Business ratios:

Sr. No.	Particulars	2024-25	2023-24
i)	Interest income as a percentage to average working funds	7.88%	7.87%
ii)	Non- interest income as a percentage to average working funds	0.71%	0.61%
iii)	Cost of deposits	5.29%	5.08%
iv)	Net Interest Margin	3.53	3.66
v)	Operating profit as a percentage to working funds	1.55%	1.79%
vi)	Return on Average Assets	1.14%	1.38%
vii)	Business (Deposits + Advances) per employee (in ₹ crore)	13.40	13.21
viii)	Profit per employee (in ₹ crore)	0.11	0.13



b) Bancassurance business:

The following is the break-up of income derived from insurance business: (₹ in crore)

Particulars	2024-25	2023-24
Commission from selling of Life Insurance policies	3.21	3.02
Commission from selling of Non-Life Insurance policies	1.33	1.05

c) Marketing and distribution:

The following is the break-up of income: (₹ in crore)

Particulars	2024-25	2023-24
Commission from Mutual funds	1.13	0.85
Commission from ASBA	0.03	0.01
Commission from Demat	0.03	0.02
Commission from PMY	0.03	0.03

d) Priority Sector Lending certificate (PSLCs):

The Bank enters into transactions for the purchase of Priority Sector Lending Certificates (PSLCs). In the case of a purchase transaction, the Bank buys the fulfilment of priority sector obligation through RBI trading platform.

Details of PSLCs purchased by the Bank are set out below:

Sr. No.	Category	2024-25	2023-24
i)	PSLC - Small & Marginal Farmer	-	563.00
ii)	PSLC - General	700.00	-
iii)	PSLC - Micro Enterprises	-	-
	Total	700.00	563.00

Details of PSLCs sold by the Bank are set out below:

Sr. No.	Category	2024-25	2023-24
i)	PSLC - Small & Marginal Farmer	-	-
ii)	PSLC - General	-	-
iii)	PSLC - Micro Enterprises	-	-
	Total	-	-

e) Provisions and contingencies:

(₹ in crore)

Sr. No.	Provision debited to Profit and Loss Account	2024-25	2023-24
i)	Amount Provided for Bad and Doubtful Debts	19.00	(4.28)
ii)	Provision for Depreciation on Investment	2.14	-
iii)	Investment Depreciation Reserve	(2.81)	(1.00)
iv)	Covid Provision (Advances)	-	(0.83)
v)	Contingent Provision against Std. Assets	-	4.05
vi)	Provision For Assets Sold To ARC	-	-
vii)	Income Tax (including short/excess provision of last year)	50.78	66.03
	Total	69.11	63.97



f) **Payment of DICGC Insurance Premium:**

(₹ in crore)

Sr. No.	Particulars	2024-25	2023-24
i)	Payment of DICGC Insurance Premium	16.77	15.92
ii)	Arrears in payment of DICGC Premium	0.00	0.00

g) **Disclosure of facilities granted to directors and their relatives:**

(₹ in crore)

Sr. No.	Particulars	2024-25	2023-24
1	Fund Based:		
	Outstanding at the beginning of the year	0.33	0.33
	Additions during the year	0.18	0.33
	Recovery during the year	0.33	0.33
	Outstanding at the end of the year	0.18	0.33
2	Non-Fund Based (Guarantees, L/Cs, etc.)	-	-

R. **Investments:**

Interest Rate Future (as per RBI Circular UBD (PCB) BPD Cir No.17/13.01.000/2009-10 October 28, 2009)- Bank has not entered into any transaction of interest rate futures in the current and previous financial years.

S. **Capital charge on Market risk:**

Market risk in Trading book - Standardised Modified Duration Approach:

Qualitative disclosures:

(a) The general qualitative disclosure requirement for market risk.

Strategies and Processes:

Investment Policy which includes Market Risk Management is in line with the RBI regulations vide circular UBD.BPD.(PCB). Cir.No. 42/09.11.600/2009-10 dated February 8, 2010 and business requirements.

The overall objective of market risk management is to enhance profitability by improving the bank's competitive advantage and mitigate loss from all types of market risk loss events.

Scope and Nature of Risk Reporting/ Measurement Systems:

The Bank has regulatory internal limits for various Instruments in place.

Various exposure limits for market risk management such as Overnight limit, VAR limit, Aggregate Gap limit, Investment limit, etc. are in place.

The portfolio covered by Standardised Modified Duration Approach for computation of Capital charge for Market Risk includes investment portfolio held under AFS and Forex Open positions.

**Quantitative disclosures:**

(₹ in crore)

Particulars	Amount of Capital Required	
	2024-25	2023-24
The capital requirements for:		
• Interest rate risk	54.61	53.08
• Equity position risk	-	-
• Foreign exchange risk	0.45	0.45

T. Previous Year figures:

The Bank has reclassified and rearranged previous year figures to confirm to this year's classification and wherever necessary.

For M P CHITALE & Co.

Chartered Accountants
(ICAI FRN : 101851W)

sd/-

Shraddha Jathar

Partner
ICAI Mem. No. 136908
Date : 10.04.2025

For FADNIS & GUPTE LLP

Chartered Accountants
(ICAI FRN : 006600C/C400324)

sd/-

Krutika Fadnis

Partner
ICAI Mem. No. 423675
Date : 10.04.2025

For TJSB Sahakari Bank Ltd

sd/-

Shri. N. N. Arekar

MD & CEO

Date : 10.04.2025

sd/-

Shri. S. N. Gangal

Chairman

sd/-

Shri. V. V. Singavi

Vice-Chairman

- Directors -

Dr. Mrs. A. V. Bapat, Shri. B. A. Gaikawad, Shri. R. K. Hegde,
Shri. KRCV Seshachalam, Shri. S. A. Khandekar, Dr. Shri. P. M. Maheshwari,
Shri. S. S. Patankar, Mrs. P. R. Ranade, Shri. S. S. Tatake.



CASH FLOW STATEMENT FOR THE YEAR ENDED 31st MARCH, 2025

(₹ in crore)

	Particulars	31.03.2025		31.03.2024	
A	<u>Cash Flow From Operating Activities</u>				
	Net Profit before Tax		233.74		282.32
	<u>Add:</u>				
	Interest on Borrowings	-		5.20	
	Provision for Bad & Doubtful Debts	19.00		(4.28)	
	Contingent Provision Against Standard Assets	-		4.05	
	Provision for Depreciation on Investment	2.14		-	
	Amortisation of Premium on Securities	5.80		7.86	
	Gratuity & Leave Encashment	21.70		12.99	
	Provision for Leave Bank Account	0.10		0.31	
	Depreciation and amortisation on Fixed Assets	28.67	77.41	17.22	43.35
	<u>Less:</u>				
	Foreign Currencies Fluctuation Gain / Loss	4.76		5.09	
	Dividend on shares	0.00		0.00	
	Profit on Sale of Asset	0.00		(0.13)	
	Profit on Sale of Investments	2.41		(0.26)	
	Covid Provision (Advances)	-		0.83	
	Investment Depreciation Reserve	2.81		1.00	
	Provision for Security Receipts written back	19.51		3.57	
	Provision for Bad & Doubtful Investment written back	-		0.00	
	Provision for Miscellaneous Assets written back	-		2.32	
	Provision for Contingent Rent	0.23		0.25	
	Discount on G-Sec Maturity	0.08	29.80	2.59	15.26
	<u>Adjustments for</u>				
	Increase/(Decrease) in Deposits and Other Accounts	260.78		845.04	
	Increase/(Decrease) in Other Liabilities	77.87		(77.28)	
	(Increase)/Decrease in Advances	(381.60)		(663.09)	
	(Increase)/Decrease in Other Assets	(131.20)		142.64	
	(Increase)/Decrease in Investments	(87.46)		(224.23)	
	Cash Generated from Operations	(261.61)		23.08	
	Income Tax paid	(49.65)	(311.26)	(67.06)	(43.98)
	Cash Generated from Operating Activities		(29.91)		266.43



CASH FLOW STATEMENT FOR THE YEAR ENDED 31st MARCH, 2025

(₹ in crore)

	Particulars	31.03.2025		31.03.2024	
B	<u>Cash Flow From Investing Activities</u>				
	Purchase of Fixed Assets	(82.75)		(25.70)	
	Purchase of Investment	(434.24)		(503.63)	
	Sale of Investment	600.31		670.07	
	Sale of Fixed Assets	0.70		0.25	
	Dividend received	-		-	
	Cash Generated from Investing Activities		84.02		140.99
C	<u>Cash Flow From Financing Activities</u>				
	Share Capital issued /(forfeited/surrendered)	(1.47)		(1.72)	
	Dividend paid	(15.53)		(27.61)	
	Increase /(Decrease) in Borrowings	161.31		(87.69)	
	Interest paid on Borrowings	-		(5.20)	
	Cash Generated from Financing Activities		144.31		(122.22)
D	Foreign Exchange revaluation		4.72		5.46
E	Net Increase in Cash & Cash Equivalents (A+B+C+D)		203.14		290.66
F	Cash & Cash Equivalents at the beginning of the year		3142.34		2851.68
	Cash & Cash Equivalents at the end of the year (E+F)		3345.48		3142.34
	<u>Break-up of Cash & Cash Equivalents</u>		<u>31.03.2025</u>		<u>31.03.2024</u>
	Cash in hand		715.38		730.60
	<u>Balances with Banks:</u>				
	In Current Accounts		97.05		204.18
	In Deposits Accounts (Not encumbered)		2533.05		2207.56
	Total		3345.48		3142.34

As per our report of even date

For M P CHITALE & Co.

Chartered Accountants
(ICAI FRN : 101851W)

For FADNIS & GUPTE LLP

Chartered Accountants
(ICAI FRN : 006600C/C400324)

For TJSB Sahakari Bank Ltd

sd/-

sd/-

sd/-

sd/-

sd/-

CA Shraddha Jathar

Partner

ICAI Mem. No. 136908

Date : 10.04.2025

CA Krutika Fadnis

Partner

ICAI Mem. No. 423675

Date : 10.04.2025

Shri. N. N. Arekar

MD & CEO

Date : 10.04.2025

Shri. S. N. Gangal

Chairman

Shri. V. V. Singavi

Vice-Chairman

- Directors -

Dr. Mrs. A. V. Bapat, Shri. B. A. Gaikawad, Shri. R. K. Hegde,
Shri. KRCV Seshachalam, Shri. S. A. Khandekar, Dr. Shri. P. M. Maheshwari,
Shri. S. S. Patankar, Mrs. P. R. Ranade, Shri. S. S. Tatake.



Annexure A

Name of Bank	:	TJSB Sahakari Bank Ltd.
Registered Office Address	:	TJSB House, Plot No. B-5, Road No. 2, Wagle Industrial Estate, Thane (West) - 400 604.
RBI Licence No. and Date	:	UBD MH 419 P, Date: 21/01/1985
Multi-state Licence No. and Date	:	MSCS/CR/287/2008, Date: 23/10/2008
Area of Operation	:	States of Maharashtra, Karnataka, Goa, Gujarat and Madhya Pradesh
Particulars for the year ended	:	31 st March, 2025
Number of Branches, Extension Counters and Head Office	:	149 + 0 + 1 = 150
Number of Shareholders	A. Members	: 74631
	B. Nominal Members	: 19909
		(Amount ₹ in crore)
Paid up Share Capital	:	105.67
Reserves and Other Funds	:	1061.79
Deposits	: Saving	: 3137.03
	: Current	: 1346.83
	: Term	: 10364.78
Loans and Advances	: Secured	: 8048.75
	: Unsecured	: 207.43
In Percentage	: Advances to Priority Sector	: 66.54 %
	: Advances to Weaker Section	: 3.99 %
Borrowings	: CBLO Borrowings from CCIL	: 161.31
	: Long Term (Subordinated) Deposits	: 0.00
Investment	:	7753.69
Overdue in percentage (Advances)	:	2.96 %
Capital Adequacy	:	17.48 %
Gross NPA	:	3.59 %
Net NPA	:	0.00 %
Profit (for the Financial Year 2024-25)	:	185.38
Total Employees	:	1702
Officers & Others	:	1672
Sub-staff and Watchman	:	30
Working Capital	:	17199.27



परिशिष्ट - अ

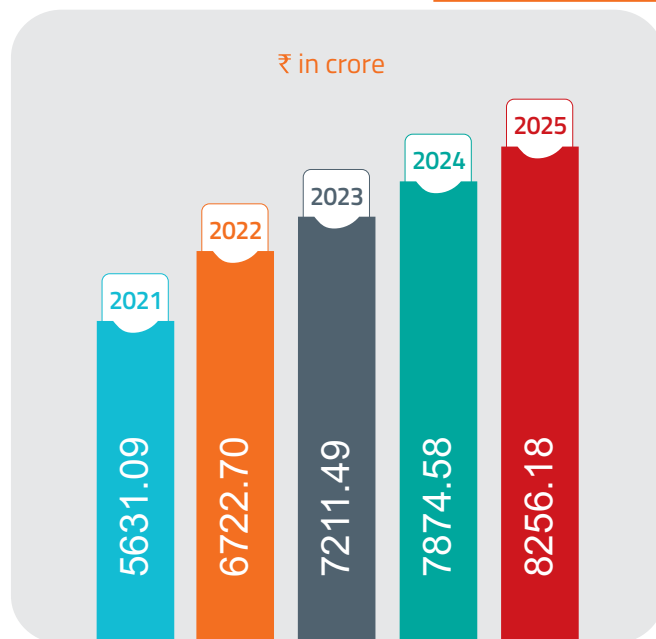
बँकेचे नांव	:	टीजेएसबी सहकारी बँक लि.		
नोंदणीकृत कार्यालयाचा पत्ता	:	टीजेएसबी हाऊस, प्लॉट नं. बी-५, रोड नं. २, वागळे इन्डस्ट्रीअल इस्टेट, ठाणे (प) - ४०० ६०४.		
रिझर्व्ह बँक परवाना क्रमांक व तारीख	:	यु.बी.डी. एम.एच. ४१९ पी, दि. २१.०१.१९८५		
मल्टीस्टेट परवाना क्रमांक व तारीख	:	एमएससीएस/सीआर/२८७/२००८, दि. २३.१०.२००८		
कार्यक्षेत्र	:	महाराष्ट्र राज्य, कर्नाटक राज्य, गोवा राज्य, गुजरात राज्य आणि मध्य प्रदेश राज्य		
तपशील	:	३१ मार्च, २०२५		
एकूण शाखा, विस्तारित कक्ष व मुख्य कार्यालय	:	१४९ + ० + १ = १५०		
सभासद संख्या	अ) सभासद	:	७४६३१	
	ब) नाममात्र सभासद	:	१९९०९	
			(रकमेचे आकडे ₹ कोटींमध्ये)	
वसूल झालेले भाग भांडवल	:	१०५.६७		
एकूण गंगाजळी व इतर निधी	:	१०६१.७९		
ठेवी	:	बचत ठेवी	:	३१३७.०३
	:	चालू ठेवी	:	१३४६.८३
	:	मुदत ठेवी	:	१०३६४.७८
कर्जे	:	तारणी	:	८०४८.७५
	:	विनातारणी	:	२०७.४३
शेकडा प्रमाण	:	अग्रक्रम क्षेत्रासाठी	:	६६.५४ %
	:	दुर्बल घटकांसाठी	:	३.९९ %
उचललेली कर्जे	:	CCIL मार्फत CBLO कर्ज	:	१६१.३१
	:	दीर्घकालीन (Subordinated) मुदत ठेव	:	०.००
गुंतवणूक	:	७७५३.६९		
थकबाकीचे शेकडा प्रमाण (कर्जे)	:	२.९६ %		
पुंजी पर्याप्तता (कॅपिटल ऑडिक्वसी)	:	१७.४८ %		
ढोबळ एन.पी.ए.	:	३.५९ %		
निव्वळ एन.पी.ए.	:	०.०० %		
नफा (सन २०२४-२५ साठी)	:	१८५.३८		
एकूण कर्मचारी	:	१७०२		
पैकी अधिकारी व इतर कर्मचारी	:	१६७२		
शिपाई व वॉचमन	:	३०		
खेळते भांडवल	:	१७१९९.२७		



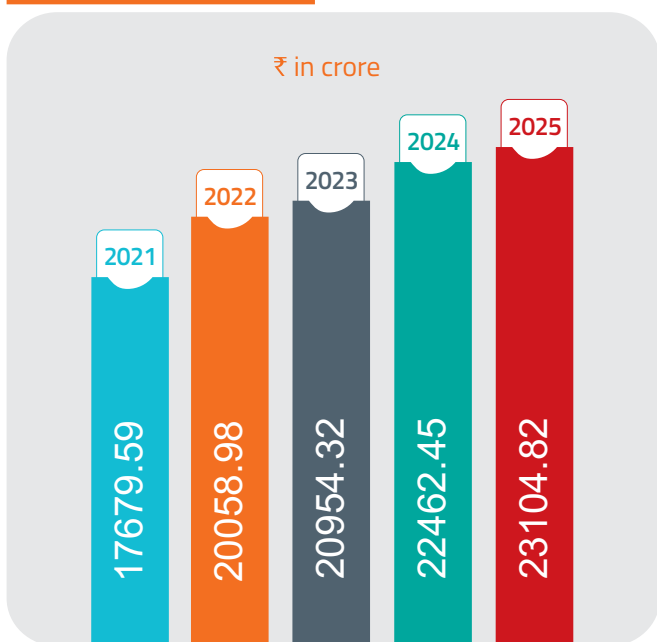
Deposits



Advances



Business-Mix



Owned Funds



WHERE TECHNOLOGY TRANSFORMS INTO TRIUMPH

UCB Top 100 CXO Summit & ICONIC Leaders Award 2024-8th & 9th August 2024

Best Digital
Banking Innovation
Award ▶



Best Bank of the
Year Award ▶



Best Innovative
Bank of the
Year Award ▶



5th Annual BFSI Technology
Excellence Awards-3rd Oct 2024

Best Digital
Transformation Initiative
(Co-operative Bank) ▶



Award for pioneering efforts
in digital initiatives from
Department of Co-operation,
Government of Goa ▶



IBA'S 20th Annual Banking Technology Conference,
Expo & Citation 2024-24th Jan 2025

Best Digital Sales,
Payments & Engagement
(Co-operative Bank) ▶



IBA'S 20th Annual Banking Technology Conference, Expo & Citation 2024-24th Jan 2025

Best Tech Talent
(Co-operative Bank) ▶



Best IT Risk Management
(Co-operative Bank) ▶



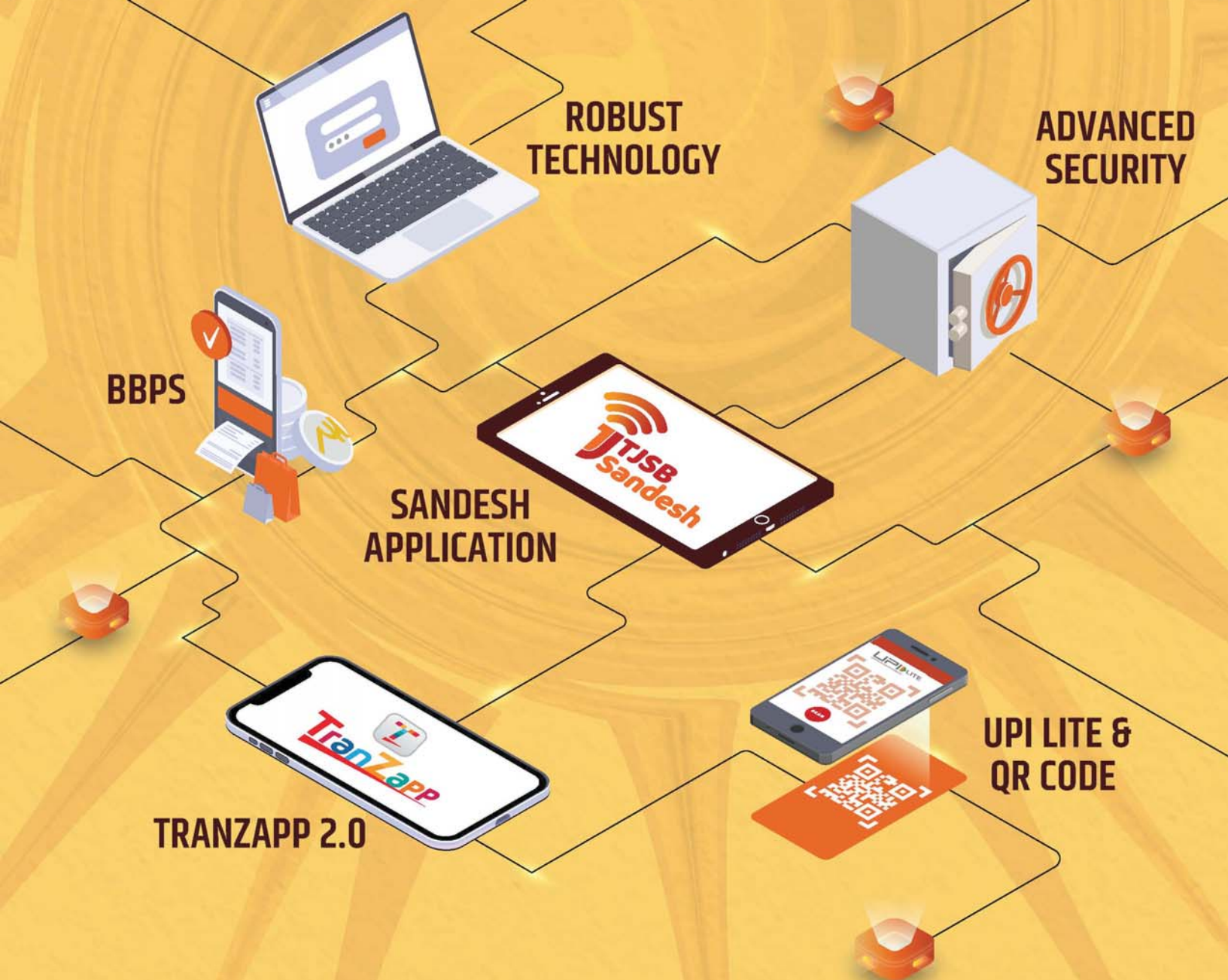
Best Technology Bank
(Co-operative Bank) ▶



Banco Blue Ribbon Awards 2024-28th Jan 2025

First Honor Awarded
Urban Co-operative Bank Category. ▶





The theme is inspired by the Neela Chakra of the Jagannath temple at Puri. It embodies trust and ancient technology that continues to captivate devotees and other visitors.

The Neela Chakra signifies the Sudarshan Chakra which is a symbol of power and protection for the devotees. Similarly, TJSB Bank is committed to safeguarding the interests of its stakeholders. Crafted from Eight metals that symbolise the Eight directions, the theme of the Neela Chakra also symbolises the wheel of time and the interconnectedness of all life. This theme is especially relevant in our hyper-connected, technology-led world.

TJSB SAHAKARI
BANK LTD. MULTI-STATE SCHEDULED BANK
Bharose ka Bank Bhavishya ka Bank

Scan QR to
download Annual Report



📍 TJSB House, Plot No. B-5,
Road No.2, Wagle Industrial Estate,
Thane (W) - 400604

☎ 022-6936 8500
✉ response@tjsb.co.in
🌐 www.tjsbbank.co.in

